

GranQuartz®

Your Stone, Tile & Concrete Tool Supply Experts Since 1971



GET THE JOB DONE RIGHT! WITH ADI® CNC PROFILE WHEELS



Zoller Smile
CNC Measuring System, p.121



Advant Edge
CNC Dressing Machine, p.121



CNC Finger Bits, p.54



Auto Edge Tooling, p.110

Table Of Contents

Pre-Cut Systems

Ninja interchangeable system 1-3
 Solid Pre-cut Wheels..... 4

Profiling Tools

120 Series 5-24
 80 Series 25-37
 40 Series 38-46
 20 Series 47-53
 UCS (Ultra Compact Surfaces)
 Tooling 55, 59, 62
 Euro Seam Profiling Tools 56

Bits

Finger Bits 54-57
 Core Bits 58-59

Blades 60-61

Gauging Wheels 62-64

Drain Board Tooling 65-71

Incremental Cutting 72-73

Reverse Thread Tooling 74-75

Sink Beveling/Flange Fittings 76-78

Miter Tooling 79

Engraving Bits 80-90

Vacuum Pods + Accessories 91-104

Cones & Retention Knobs 105-106

Adapters 107

Marble Profile Wheels 108-109

Auto Edge Tooling 110-117

Dressing Stones and CNC Carts 118-119

4 Easy Ways To Order:

- 1 Phone: call 800-458-6222
- 2 Online: www.granquartz.com
- 3 Fax: call 800-399-3997
- 4 Visit a Store Near You!

The Stone Industry's Leading Supplier of CNC Tooling with More Locations to Serve You!



Atlanta: 770-621-9777

Anaheim: 714-905-5400

Boston: 508-915-4213

Chicago: 847-787-0900

Dallas: 972-865-4786

Denver: 303-733-6840

Houston: 832-467-0400

Pompano Beach: 954-974-5999

Saint Cloud: 320-251-8600

S. Salt Lake: 801-203-3791

San Leandro: 510-924-0914

Seattle: 206-973-7640

**Everything You Need,
 When You Need It!**



Specialty Diamond Blades

Core Bits

Bridge Saw Blades

Power Tools

Polishing Pads

Adhesives

Material Handling Equipment

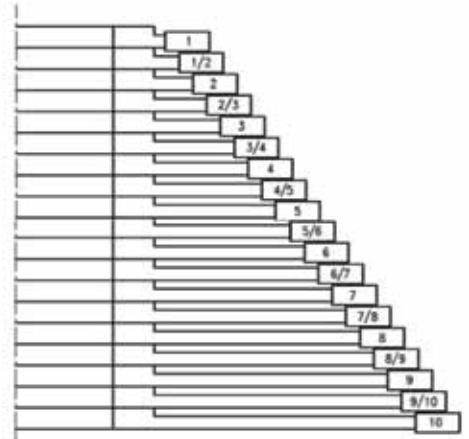



Pre-Cut Wheels

Ninja Pre-Cut System from ADI®

Ninja blades can be stacked in thousands of different configurations giving users the flexibility to accommodate most any profile or specific need.

- Fast (4,500-5,500 RPM), free cutting
- Feed Rate: 1,000-2,000mm (40-80")/Minute
- Flexible and economical system
- 5mm thick with integrated water channels
- Vary from 70mm to 155mm in diameter



Profile 1V/1 45°

Wheel Type	Diameter	Bore	Product Code	Part #
Ninja Blade #1	70mm	35mm	PC12070	929780
Ninja Blade #1.5	75mm	35mm	PC12075	929819
Ninja Blade #2	80mm	35mm	PC12080	929781
Ninja Blade #2.5	85mm	35mm	PC12085	929820
Ninja Blade #3	90mm	35mm	PC12090	929782
Ninja Blade #3.5	95mm	35mm	PC12095	929821
Ninja Blade #4	100mm	35mm	PC12100	929783
Ninja Blade #4.5	105mm	35mm	PC12105	929822
Ninja Blade #5	110mm	35mm	PC12110	929784
Ninja Blade #5.5	115mm	35mm	PC12115	929823
Ninja Blade #6	120mm	35mm	PC12120	929785
Ninja Blade #6.5	125mm	35mm	PC12125	929824
Ninja Blade #7	130mm	35mm	PC12130	929786
Ninja Blade #7.5	135mm	35mm	PC12135	929825
Ninja Blade #8	140mm	35mm	PC12140	929787
Ninja Blade #8.5	145mm	35mm	PC12145	929826
Ninja Blade #9	150mm	35mm	PC12150	929860
Ninja Blade #9.5	155mm	35mm	PC12155	929827

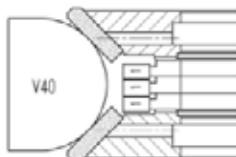
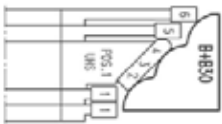
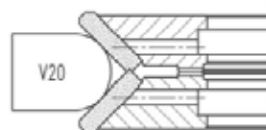
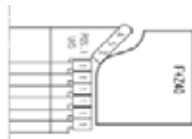
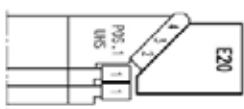
Miter Ninja Pre-Cut "Y" Wheel

Material: 2cm, 3cm or 4cm

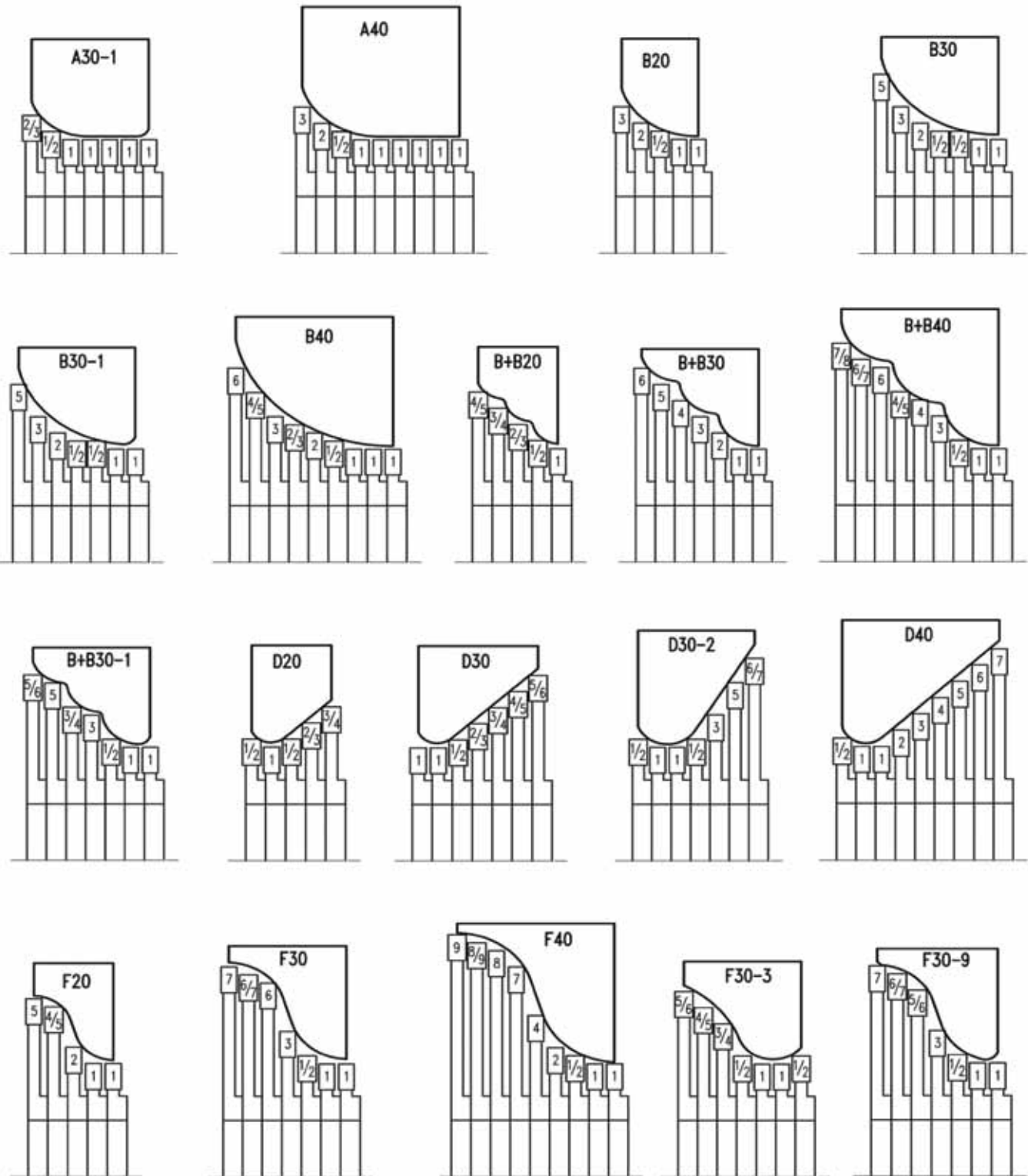


Wheel Type	Position	O.D.	Bore	Product Code	Part #
ADI Miter Ninja	1	130mm	35mm	PC12234	929832

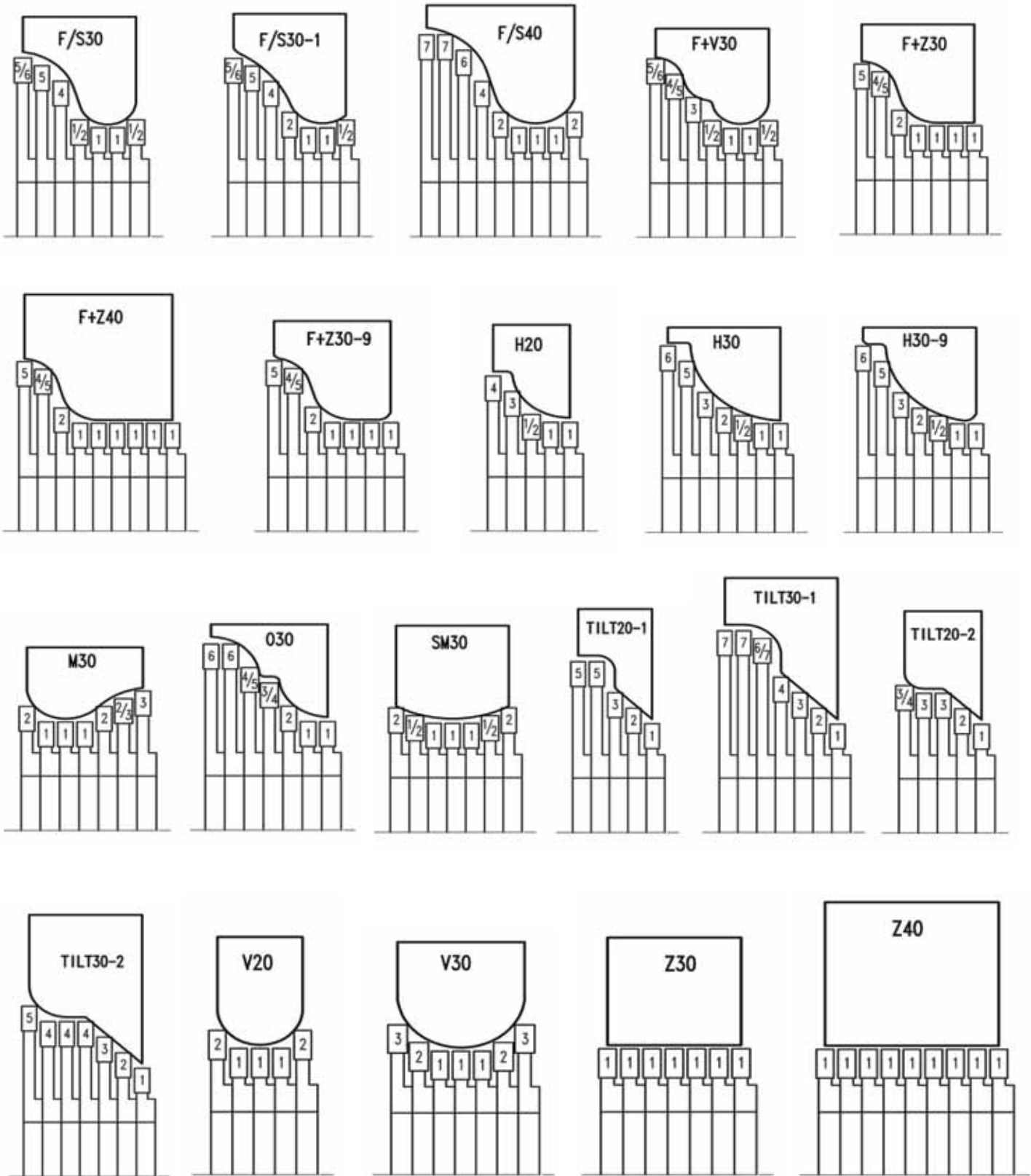
SOME EXAMPLES OF MITER NINJA CONFIGURATIONS



Ninja blade combinations



Ninja blade combinations, cont.



Pre-Cut Wheels

Pre-Cut "Y" Wheel



Wheel Type	Position	O.D.	Product Code	Part #
Seg. Single Edge	1	130mm	PB122640	929281

Material:2cm, 3cm or 4cm
 RPM:4,500-5,500
 Feed Rate
 Per Minute:1,000-2,000mm (40-80")

Pre-Cut "X" Wheel



Wheel Type	Position	O.D.	Product Code	Part #
Seg. Single Edge	1	120mm	PB122681	929282

Material:2cm, 3cm or 4cm
 RPM:4,500-5,500
 Feed Rate
 Per Minute:1,000-2,000mm (40-80")

Veloce Pre-Cut "Y" Wheel



Wheel Type	Position	O.D.	Product Code	Part #
Seg. Single Edge	1	125mm	PB01241	929813

Material:2cm, 3cm or 4cm
 RPM:4,500-5,500
 Feed Rate
 Per Minute:1,000-2,000mm (40-80")

Veloce Pre-Cut "X" Wheel



Wheel Type	Position	O.D.	Product Code	Part #
Seg. Double Edge	1	103mm	PB1261	996946

Material:2cm, 3cm or 4cm
 RPM:4,500-5,500
 Feed Rate
 Per Minute:1,000-2,000mm (40-80")



120 SERIES PROFILE WHEELS
120mm outer diameter profile wheels



MAGIC™ POLISHING WHEELS



EXPRESS™ WHEELS

**Working parameters for ADI UHS 120 Series Profile Wheels
(Granite and Engineered Stone)**

Position	Type	Slab Thickness	RPM	Stock Removal		Feed Rate	
				(mm)	(Inches)	(mm)	(Inches)
1	METAL	2cm-4cm	4,500-5,500	0.4mm	0.016	1,500mm-3,000mm	59"-118"
2	METAL	2cm-4cm	4,500-5,500	0.2mm	0.008"	1,500mm-4,000mm	59"-157"
3	METAL	2cm-4cm	4,500-5,500	0.1mm	0.004"	1,500mm-4,000mm	59"-157"
4	METAL	2cm-4cm	4,500-4,800	0.05mm	0.002"	1,000mm-1,500mm	39"-59"
5	METAL	2cm-4cm	4,000-4,500	0.03mm	0.001"	1,000mm	39"
5	EXPRESS	2cm-4cm	2,500-3,000	0.03mm	0.001"	1,200mm-1,500mm	47"-59"
6	EXPRESS	2cm-4cm	2,500-3,000	0.03mm	0.001"	1,200mm-1,500mm	47"-59"
7	EXPRESS	2cm-4cm	2,500-3,000	0.03mm	0.001"	1,200mm-1,500mm	47"-59"
5	MAGIC*	2cm-4cm	2,500-3,000	N/A	N/A	1,000mm-1,200mm	39"-47"
6	MAGIC*	2cm-4cm	2,500-3,000	N/A	N/A	1,000mm-1,200mm	39"-47"

*Auto Compensation for MAGIC POLISHING WHEELS: 0.008mm / 0.00032"

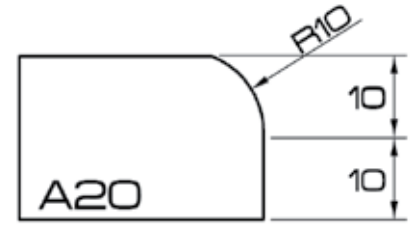
120 Series Profile Wheels

TOP LINE

A20 2 CM

Wheel Type	Position	O.D.	Product Code	Part #
Segmented	1	120mm	PB122682	929245
Continuous Rim	2	120mm	PB122683	929246
Continuous Rim	3	120mm	PB122684	929247
Continuous Rim	4	120mm	PB122685	929248
Magic	5	90mm	PB69001	953687
Magic	6	90mm	PB69002	953688
Express	5	90mm	PB02001	953189
Express	6	90mm	PB02002	953199
Express	7	90mm	PB02003	953200
MFP5	5	93mm	PB01501	942804

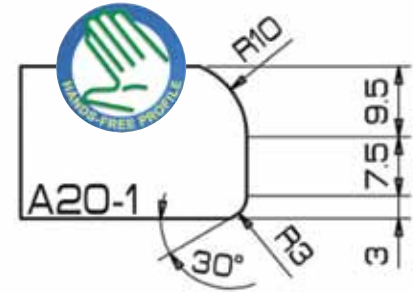
Material: 2cm
Bore: 35mm
R (Radius): 10mm



A20-1 2 CM

Wheel Type	Position	O.D.	Product Code	Part #
Segmented	1	120mm	PB122682	964766
Continuous Rim	2	120mm	PB122683	964767
Continuous Rim	3	120mm	PB122684	964768
Continuous Rim	4	120mm	PB122685	964769
Magic	5	93mm	PB69001	960799
Magic	6	93mm	PB69002	960822
Express	5	97mm	PB02002	970003
Express	6	97mm	PB02002	970004
Express	7	97mm	PB02003	970005
MFP5	5	92mm	NA	NA

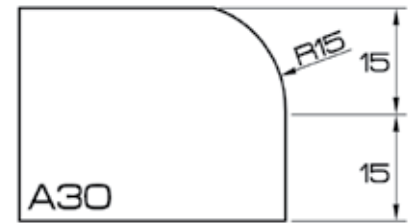
Material: 2cm
Bore: 35mm
R (Radius): 10mm



A30 3 CM

Wheel Type	Position	O.D.	Product Code	Part #
Segmented	1	120mm	PB122564	929152
Continuous Rim	2	120mm	PB122565	929153
Continuous Rim	3	120mm	PB122566	929154
Continuous Rim	4	120mm	PB122641	929155
Magic	5	93mm	PB69004	953600
Magic	6	93mm	PB69005	953601
Express	5	95mm	PB02004	953201
Express	6	95mm	PB02005	953202
Express	7	95mm	PB02006	953203
MFP5	5	90mm	PB01502	942805

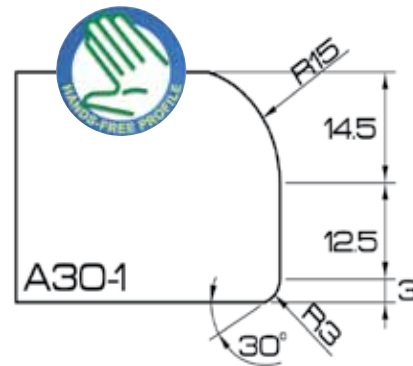
Material: 3cm
Bore: 35mm
R (Radius): 15mm



A30-1 3 CM

Wheel Type	Position	O.D.	Product Code	Part #
Segmented	1	120mm	PB122564	929152
Continuous Rim	2	120mm	PB123337	929595
Continuous Rim	3	120mm	PB123338	929596
Continuous Rim	4	120mm	PB123339	929597
Magic	5	97mm	PB69010	953602
Magic	6	97mm	PB69011	953603
Express	5	97mm	PB02007	953204
Express	6	97mm	PB02008	953205
Express	7	97mm	PB02009	953206
MFP5	5	92mm	PB01512	942806

Material: 3cm
Bore: 35mm
R1 (Radius): 15mm
R2: 3mm





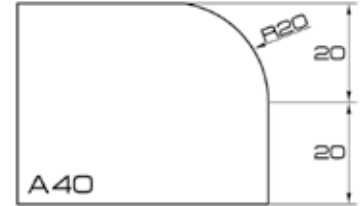
120 Series Profile Wheels

Application: Granite or engineered stone

A40 4 CM

Wheel Type	Position	O.D.	Product Code	Part #
Segmented	1	120mm	PB122686	929325
Continuous Rim	2	120mm	PB122687	929326
Continuous Rim	3	120mm	PB122688	929327
Continuous Rim	4	120mm	PB122689	929328
Magic	5	116mm	PB69007	953689
Magic	6	116mm	PB69008	953690
Express	5	110mm	PB02010	953207
Express	6	110mm	PB02011	953208
Express	7	110mm	PB02012	953209
MFP5	5	97mm	PB01503	942807

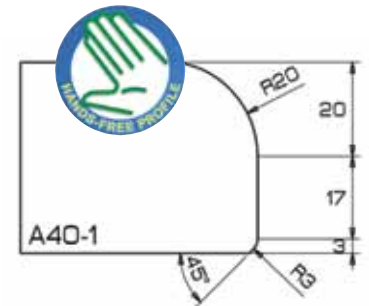
Material: 4cm
Bore: 35mm
R (Radius): 20mm



A40-1 4 CM

Wheel Type	Position	O.D.	Product Code	Part #
Segmented	1	120mm	PB122686	929325
Continuous Rim	2	120mm	PB123885	920115
Continuous Rim	3	120mm	PB123886	920116
Continuous Rim	4	120mm	PB123887	920117
Magic	5	120mm	PB69334	950192
Magic	6	120mm	PB69335	950193
Express	5	105mm	PB02449	920118
Express	6	105mm	PB02450	920119
Express	7	105mm	PB02451	920120
MFP5	5	120mm	PB01596	NA

Material: 4cm
Bore: 35mm
R1 (Radius): 20mm
R2: 3mm



B20 2 CM

Wheel Type	Position	O.D.	Product Code	Part #
Segmented	1	120mm	PB122667	929273
Continuous Rim	2	120mm	PB122668	929274
Continuous Rim	3	120mm	PB122669	929275
Continuous Rim	4	120mm	PB122670	929276
Magic	5	114mm	PB69013	953634
Magic	6	114mm	PB69014	953635
Express	5	105mm	PB02028	953219
Express	6	105mm	PB02029	953220
Express	7	105mm	PB02030	953221
MFP5	5	120mm	PB01513	942808

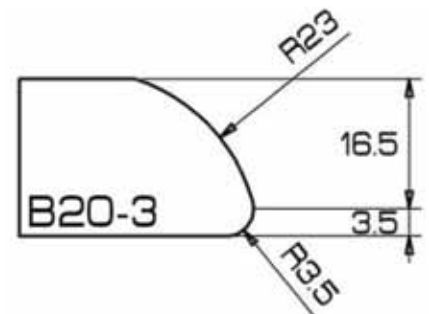
Material: 2cm
Bore: 35mm
R (Radius): 20mm



B20-3 2 CM

Wheel Type	Position	O.D.	Product Code	Part #
Segmented	1	120mm	PB123891	920121
Continuous Rim	2	120mm	PB123892	920122
Continuous Rim	3	120mm	PB123893	920123
Continuous Rim	4	120mm	PB123894	920124
Magic	5	97mm	PB69337	950194
Magic	6	97mm	PB69338	950195
Express	5	100mm	PB02301	920125
Express	6	100mm	PB02302	920126
Express	7	100mm	PB02303	920127
MFP5	5	120mm	PB01597	NA

Material: 2cm
Bore: 35mm
R1 (Radius): 23mm
R2: 3.5mm



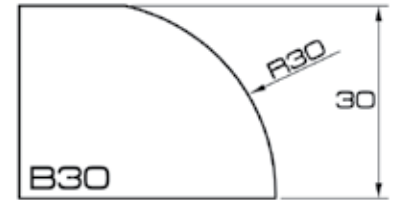
120 Series Profile Wheels

TOP LINE

B30 3 CM

Wheel Type	Position	O.D.	Product Code	Part #
Segmented	1	120mm	PB122629	929132
Continuous Rim	2	120mm	PB122630	929133
Continuous Rim	3	120mm	PB122631	929134
Continuous Rim	4	120mm	PB122645	929135
Magic	5	124mm	PB69016	953604
Magic	6	124mm	PB69017	953605
Express	5	125mm	PB02031	953222
Express	6	125mm	PB02032	953223
Express	7	125mm	PB02033	953224
MFP5	5	120mm	PB01514	942809

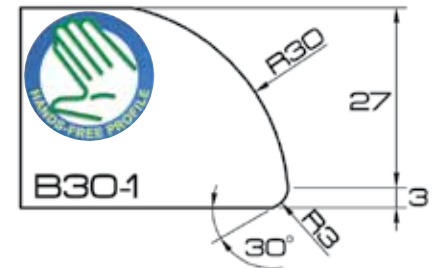
Material: 3cm
Bore: 35mm
R (Radius): 30mm



B30-1 3 CM

Wheel Type	Position	O.D.	Product Code	Part #
Segmented	1	120mm	PB122629	929132
Continuous Rim	2	120mm	PB123276	929622
Continuous Rim	3	120mm	PB123277	929623
Continuous Rim	4	120mm	PB123278	929624
Magic	5	125mm	PB69019	953606
Magic	6	125mm	PB69020	953607
Express	5	125mm	PB02034	953225
Express	6	125mm	PB02035	953226
Express	7	125mm	PB02036	953227
MFP5	5	120mm	PB01515	942810

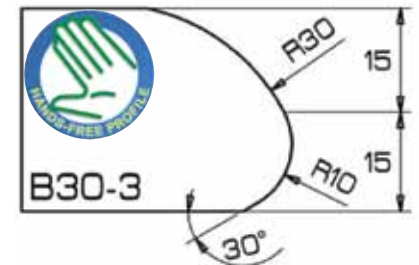
Material: 3cm
Bore: 35mm
R1 (Radius): 30mm
R2: 3mm



B30-3 3 CM

Wheel Type	Position	O.D.	Product Code	Part #
Segmented	1	118mm	PB123659	929721
Continuous Rim	2	118mm	PB123660	929722
Continuous Rim	3	118mm	PB123661	929723
Continuous Rim	4	118mm	PB123662	929724
Magic	5	120mm	PB69274	953673
Magic	6	120mm	PB69275	953674
Express	5	113mm	PB02337	920128
Express	6	113mm	PB02310	929725
Express	7	113mm	PB02316	929726
MFP5	5	120mm	NA	NA

Material: 3cm
Bore: 35mm
R1 (Radius): 30mm
R2: 10mm



B40 4 CM

Wheel Type	Position	O.D.	Product Code	Part #
Segmented	1	150mm	PB122690	929353
Continuous Rim	2	150mm	PB122691	929354
Continuous Rim	3	150mm	PB122692	929355
Continuous Rim	4	150mm	PB122693	929356
Magic	5	150mm	PB69022	953691
Magic	6	150mm	PB69023	953692
Express	5	144mm	PB02037	953228
Express	6	144mm	PB02038	953229
Express	7	144mm	PB02039	953230
MFP5	5	150mm	PB01516	942811

Material: 4cm
Bore: 35mm
R (Radius): 40mm





BB20 2 CM

Wheel Type	Position	O.D.	Product Code	Part #
Segmented	1	120mm	PB123220	929477
Continuous Rim	2	120mm	PB122676	929478
Continuous Rim	3	120mm	PB122677	929479
Continuous Rim	4	120mm	PB122678	929480
Magic	5	120mm	PB69025	953693
Magic	6	120mm	PB69026	953694
Express	5	110mm	PB02040	930513
Express	6	110mm	PB02041	953232
Express	7	110mm	PB02042	953233
MFP5	5	120mm	PB01517	942812

Material: 2cm
 Bore: 35mm
 R 1 (Radius): 7mm
 R 2: 7mm
 R 3: 7mm



BB30 3 CM

Wheel Type	Position	O.D.	Product Code	Part #
Segmented	1	120mm	PB123221	929185
Continuous Rim	2	120mm	PB122672	929186
Continuous Rim	3	120mm	PB122673	929187
Continuous Rim	4	120mm	PB122674	929188
Magic	5	125mm	PB69028	953608
Magic	6	125mm	PB69029	953609
Express	5	125mm	PB02043	953234
Express	6	125mm	PB02044	953235
Express	7	125mm	PB02045	953236
MFP5	5	120mm	PB01518	942813

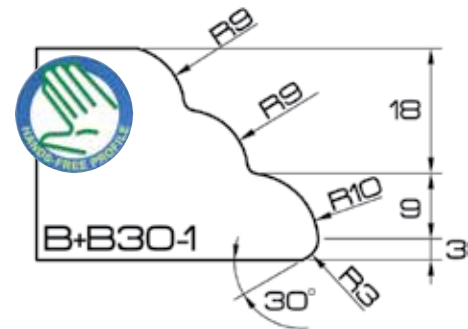
Material: 3cm
 Bore: 35mm
 R 1 (Radius): 10mm
 R 2: 10mm
 R 3: 10mm



BB30-1 3 CM

Wheel Type	Position	O.D.	Product Code	Part #
Segmented	1	120mm	PB123447	929658
Continuous Rim	2	120mm	PB122409	929659
Continuous Rim	3	120mm	PB122410	929660
Continuous Rim	4	120mm	PB122411	929661
Magic	5	119mm	PB69034	953610
Magic	6	119mm	PB69035	953611
Express	5	120mm	PB02046	953237
Express	6	120mm	PB02047	953238
Express	7	120mm	PB02048	953239
MFP5	5	120mm	PB01519	942815

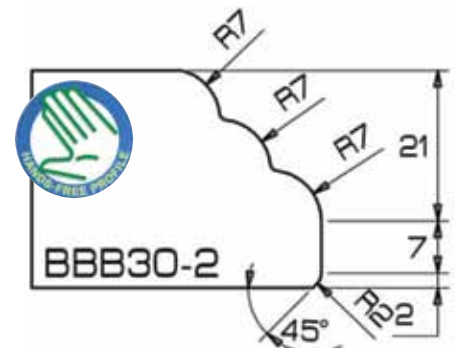
Material: 3cm
 Bore: 35mm
 R 1 (Radius): 9mm
 R 2: 10mm
 R 3: 3mm



BBB30-2 3 CM

Wheel Type	Position	O.D.	Product Code	Part #
Segmented	1	120mm	PB123895	925061
Continuous Rim	2	120mm	PB123896	920129
Continuous Rim	3	120mm	PB123897	920130
Continuous Rim	4	120mm	PB123898	920131
Magic	5	115mm	PB69340	950196
Magic	6	115mm	PB69341	950197
Express	5	106mm	PB02452	920132
Express	6	106mm	PB02453	920133
Express	7	106mm	PB02454	920134
MFP5	5	120mm	NA	NA

Material: 3cm
 Bore: 35mm
 R 1 (Radius): 9mm
 R 2: 10mm
 R 3: 3mm



120 Series Profile Wheels

TOP LINE

BB40 4 CM

Wheel Type	Position	O.D.	Product Code	Part #
Segmented	1	150mm	PB123222	929481
Continuous Rim	2	150mm	PB122695	929482
Continuous Rim	3	150mm	PB122696	929483
Continuous Rim	4	150mm	PB122697	929484
Magic	5	150mm	PB69031	953695
Magic	6	150mm	PB69032	953696
Express	5	142mm	PBO2049	953240
Express	6	142mm	PBO2050	953241
Express	7	142mm	PBO2051	953242
MFP5	5	150mm	PBO1520	942814

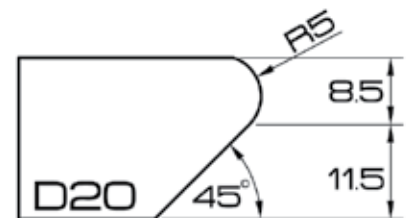
Material: 4cm
Bore: 35mm
R 1 (Radius): 13mm
R 2: 13mm
R 3: 13mm



D20 2 CM

Wheel Type	Position	O.D.	Product Code	Part #
Segmented	1	120mm	PB122698	929911
Continuous Rim	2	120mm	PB122699	929912
Continuous Rim	3	120mm	PB122700	929913
Continuous Rim	4	120mm	PB122701	929914
Magic	5	97mm	PB69037	953697
Magic	6	97mm	PB69038	953698
Express	5	91mm	PBO2052	953243
Express	6	91mm	PBO2053	953244
Express	7	91mm	PBO2054	953245
MFP5	5	120mm	PBO1521	942816

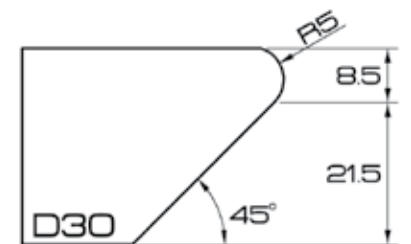
Material: 2cm
Bore: 35mm
R (Radius): 5mm
A= 45° Slant



D30 3 CM

Wheel Type	Position	O.D.	Product Code	Part #
Segmented	1	120mm	PB122702	929333
Continuous Rim	2	120mm	PB122703	929334
Continuous Rim	3	120mm	PB122704	929335
Continuous Rim	4	120mm	PB122705	929336
Magic	5	120mm	PB69040	953667
Magic	6	120mm	PB69041	953668
Express	5	111mm	PBO2055	953246
Express	6	111mm	PBO2056	953247
Express	7	111mm	PBO2057	953248
MFP5	5	120mm	PBO1522	942817

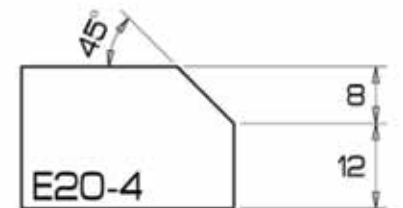
Material: 3cm
Bore: 35mm
R (Radius): 5mm
A= 45° Slant



E20-4 3 CM

Wheel Type	Position	O.D.	Product Code	Part #
Segmented	1	120	PB123146	929485
Continuous Rim	2	120	PB123147	929486
Continuous Rim	3	120	PB123148	929487
Continuous Rim	4	120	PB123149	929488
Magic	5			N/A
Magic	6			N/A
Express	5	80	PBO2391	953530
Express	6	80	PBO2392	953531
Express	7	80	PBO2393	953532
MFP5	5			N/A

Material: 3cm
Bore: 35mm
L1 (Length): 8mm
L2: 12mm
A= 45° Slant



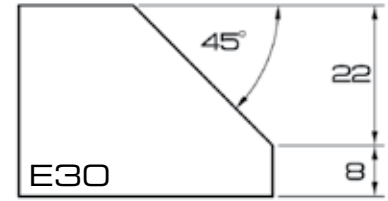


Application: Granite or engineered stone

E30 3 CM

Wheel Type	Position	O.D.	Product Code	Part #
Segmented	1	120mm	PB122819	929341
Continuous Rim	2	120mm	PB122820	929342
Continuous Rim	3	120mm	PB122821	929343
Continuous Rim	4	120mm	PB122823	929344
Magic	5	120mm	PB69040	953699
Magic	6	120mm	PB69041	953700
Express	5	111mm	PB02055	953453
Express	6	111mm	PB02056	953454
Express	7	111mm	PB02057	953455
MFP5	5	N/A	N/A	N/A

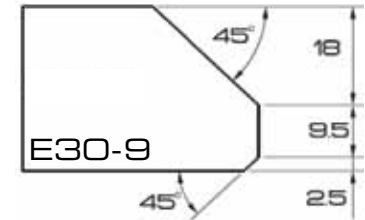
Material: 3cm
 Bore: 35mm
 L1 (Length): 8mm
 L2: 22mm
 A= 45° Slant



E30-9 3 CM

Wheel Type	Position	O.D.	Product Code	Part #
Segmented	1	120	PB123573	929687
Continuous Rim	2	120	PB123574	929688
Continuous Rim	3	120	PB123575	929689
Continuous Rim	4	120	PB123576	929690
Magic	5			
Magic	6			
Express	5	80	PB02293	953478
Express	6	80	PB02294	953479
Express	7	80	PB02295	953480
MFP5	5	N/A	N/A	N/A

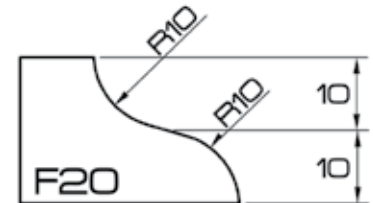
Material: 3cm
 Bore: 35mm
 L1 (Length): 2.5mm
 L2: 9.5mm
 L3: 18mm
 A= 45° Slant



F20 2 CM

Wheel Type	Position	O.D.	Product Code	Part #
Segmented	1	120mm	PB122706	929233
Continuous Rim	2	120mm	PB122707	929234
Continuous Rim	3	120mm	PB122708	929235
Continuous Rim	4	120mm	PB122709	929236
Magic	5	122mm	PB69043	953701
Magic	6	122mm	PB69044	953702
Express	5	101mm	PB02058	953249
Express	6	101mm	PB02059	953250
Express	7	101mm	PB02060	953251
MFP5	5	120mm	PB01523	942818

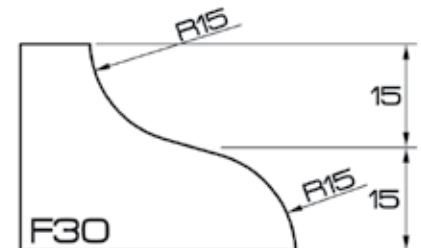
Material: 2cm
 Bore: 35mm
 R 1 (Radius): 10mm
 R 2: 10mm



F30 3 CM

Wheel Type	Position	O.D.	Product Code	Part #
Segmented	1	130mm	PB122605	929180
Continuous Rim	2	130mm	PB122606	929181
Continuous Rim	3	130mm	PB122607	929182
Continuous Rim	4	130mm	PB122647	929183
Magic	5	120mm	PB69046	953612
Magic	6	120mm	PB69047	953613
Express	5	120mm	PB02061	953252
Express	6	120mm	PB02062	953253
Express	7	120mm	PB02063	953254
MFP5	5	130mm	PB01524	942819

Material: 3cm
 Bore: 35mm
 R 1 (Radius): 15mm
 R 2: 15mm



120 Series Profile Wheels

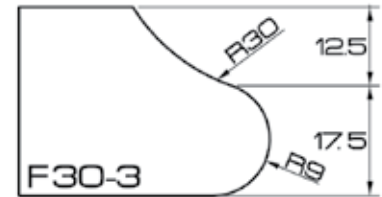
TOP LINE

Application: Granite or engineered stone

F30-3 3 CM

Wheel Type	Position	O.D.	Product Code	Part #
Segmented	1	118mm	PB123048	942184
Continuous Rim	2	118mm	PB123017	929278
Continuous Rim	3	118mm	PB123018	929279
Continuous Rim	4	118mm	PB123019	929280
Magic	5	120mm	PB69049	953614
Magic	6	120mm	PB69050	953615
Express	5	108mm	PBO2064	953255
Express	6	108mm	PBO2065	953256
Express	7	108mm	PBO2066	953257
MFP5	5	118mm	PBO1525	942820

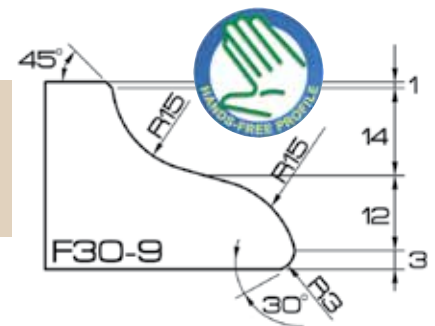
Material: 3cm
Bore: 35mm
R 1 (Radius): 30mm
R 2: 9mm



F30-9 3 CM

Wheel Type	Position	O.D.	Product Code	Part #
Segmented	1	120mm	PB122605	929180
Continuous Rim	2	120mm	PB123340	929662
Continuous Rim	3	120mm	PB123341	929663
Continuous Rim	4	120mm	PB123342	929664
Magic	5	122mm	PB69247	953644
Magic	6	122mm	PB69248	953645
Express	5	122mm	PBO2067	953258
Express	6	122mm	PBO2068	953259
Express	7	122mm	PBO2069	953260
MFP5	5	120mm	PBO1526	942821

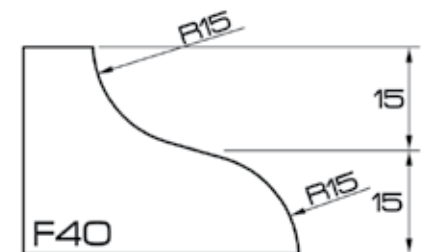
Material: 3cm
Bore: 35mm
R 1 (Radius): 15mm
R 2: 15mm
R 3: 3mm



F40 4 CM

Wheel Type	Position	O.D.	Product Code	Part #
Segmented	1	140mm	PB122710	929665
Continuous Rim	2	140mm	PB122711	929666
Continuous Rim	3	140mm	PB122712	929667
Continuous Rim	4	140mm	PB122713	929668
Magic	5	120mm	PB69037	953703
Magic	6	120mm	PB69038	953704
Express	5	91mm	PBO21321	960716
Express	6	91mm	PBO21322	960717
Express	7	91mm	PBO21323	960718
MFP5	5	120mm		N/A

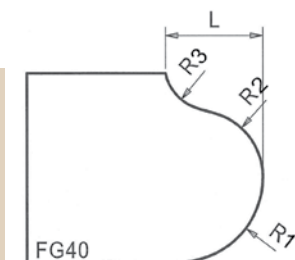
Material: 4cm
Bore: 35mm
R 1 (Radius): 15mm
R 2: 15mm



FG40 4 CM

Wheel Type	Position	O.D.	Product Code	Part #
Segmented	1	140mm	PB122803	929283
Continuous Rim	2	140mm	PB122804	929284
Continuous Rim	3	140mm	PB122805	929285
Continuous Rim	4	140mm	PB122806	929286
Magic	5	140mm		N/A
Magic	6	140mm		N/A
Express	5	140mm	PBO2382	953518
Express	6	140mm	PBO2383	953519
Express	7	140mm	PBO2384	953520
MFP5	5	140mm		N/A

Material: 4cm
Bore: 35mm
R 1 (Radius): 20mm
R 2: 20mm
R 3: 20mm
L (Length): 40mm





FS20 2 CM

Wheel Type	Position	O.D.	Product Code	Part #
Segmented	1	120mm	PB123223	929590
Continuous Rim	2	120mm	PB122715	929591
Continuous Rim	3	120mm	PB122716	929592
Continuous Rim	4	120mm	PB122717	929593
Magic	5	97mm	PB69055	953705
Magic	6	97mm	PB69056	953706
Express	5	92mm	PB02070	953261
Express	6	92mm	PB02071	953262
Express	7	92mm	PB02072	953263
MFP5	5	120mm	PB01527	942822

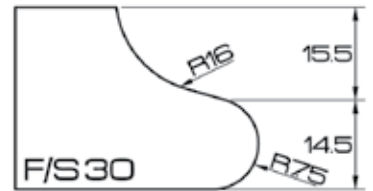
Material: 2cm
 Bore: 35mm
 R1 (Radius): 11mm
 R2: 5mm



FS30 3 CM

Wheel Type	Position	O.D.	Product Code	Part #
Segmented	1	120mm	PB123236	929189
Continuous Rim	2	120mm	PB122719	929190
Continuous Rim	3	120mm	PB122720	929191
Continuous Rim	4	120mm	PB122721	929192
Magic	5	112mm	PB69058	953707
Magic	6	112mm	PB69059	953708
Express	5	107mm	PB02073	953264
Express	6	107mm	PB02074	953265
Express	7	107mm	PB02075	953266
MFP5	5	120mm	PB01528	942823

Material: 3cm
 Bore: 35mm
 R1 (Radius): 16mm
 R2: 7.5mm



FS30-1 3 CM

Wheel Type	Position	O.D.	Product Code	Part #
Segmented	1	120mm	PB123233	929172
Continuous Rim	2	120mm	PB122994	929173
Continuous Rim	3	120mm	PB122995	929174
Continuous Rim	4	120mm	PB122996	929175
Magic	5	120mm	PB69061	953651
Magic	6	120mm	PB69062	953652
Express	5	114mm	PB02076	953267
Express	6	114mm	PB02077	953268
Express	7	114mm	PB02078	953269
MFP5	5	120mm	PB01529	942801

Material: 3cm
 Bore: 35mm
 R1 (Radius): 4.5mm
 R2: 30mm
 R3: 9mm



FV30 3 CM

Wheel Type	Position	O.D.	Product Code	Part #
Segmented	1	120mm	PB123224	929176
Continuous Rim	2	120mm	PB122723	929177
Continuous Rim	3	120mm	PB122724	929178
Continuous Rim	4	120mm	PB122725	929179
Magic	5	117mm	PB69064	953632
Magic	6	117mm	PB69065	953633
Express	5	103mm	PB02079	953270
Express	6	103mm	PB02080	953271
Express	7	103mm	PB02081	953272
MFP5	5	120mm	PB01530	942853

Material: 3cm
 Bore: 35mm
 R1 (Radius): 7.5mm
 R2: 7.5mm
 R3: 7.5mm



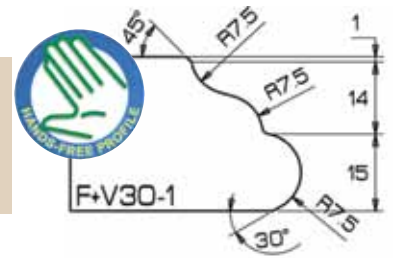
120 Series Profile Wheels

TOP LINE

FV30-1 3 CM

Wheel Type	Position	O.D.	Product Code	Part #
Segmented	1	120mm	PB123224	929176
Continuous Rim	2	108mm	PB123783	960674
Continuous Rim	3	108mm	PB123784	960675
Continuous Rim	4	108mm	PB123785	960676
Magic	5	120mm	PB69286	953868
Magic	6	120mm	PB69287	953869
Express	5	108mm	PBO2437	960677
Express	6	108mm	PBO2438	960678
Express	7	108mm	PBO2439	960679
MFP5	5	108mm	PBO1592	N/A

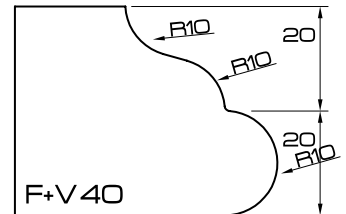
Material: 3cm
Bore: 35mm
R 1 (Radius): 7.5mm
R 2: 7.5mm
R 3: 7.5mm



FV40 4 CM

Wheel Type	Position	O.D.	Product Code	Part #
Segmented	1	120mm	PB123225	929229
Continuous Rim	2	120mm	PB122727	929230
Continuous Rim	3	120mm	PB122728	929231
Continuous Rim	4	120mm	PB122729	929232
Magic	5	120mm	PB69067	953709
Magic	6	120mm	PB69068	953710
Express	5	118mm	PBO2082	953273
Express	6	118mm	PBO2083	953274
Express	7	118mm	PBO2084	953275
MFP5	5	120mm	PBO1531	942854

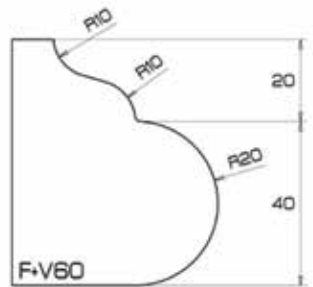
Material: 4cm
Bore: 35mm
R 1 (Radius): 10mm
R 2: 10mm
R 3: 10mm



FV60 6 CM

Wheel Type	Position	O.D.	Product Code	Part #
Segmented	1	120mm	PB123200	929545
Continuous Rim	2	120mm	PB123201	929546
Continuous Rim	3	120mm	PB123202	929547
Continuous Rim	4	120mm	PB123203	929548
Magic	5			N/A
Magic	6			N/A
Express	5	118mm	PBO2343	953460
Express	6	118mm	PBO2344	953451
Express	7	118mm	PBO2345	953452
MFP5	5		N/A	N/A

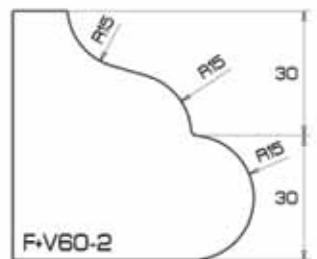
Material: 6cm
Bore: 35mm
R 1 (Radius): 10mm
R 2: 10mm
R 3: 20mm



FV60-2 6 CM

Wheel Type	Position	O.D.	Product Code	Part #
Segmented	1	150mm	PB123478	960719
Segmented	2	150mm	PB123479	960720
Segmented	3	150mm	PB123480	960721
Segmented	4	150mm	PB123481	960722
Magic	5	150mm	PB69408	953876
Magic	6	150mm	PB69409	953877
Express	5	150mm	PBO2352	960768
Express	6	150mm	PBO2353	960769
Express	7	150mm	PBO2354	960770
MFP5	5		N/A	

Material: 6cm
Bore: 35mm
R 1 (Radius): 15mm
R 2: 15mm
R 3: 15mm





FZ30 3 CM

Wheel Type	Position	O.D.	Product Code	Part #
Segmented	1	120mm	PB123226	929136
Continuous Rim	2	120mm	PB122609	929137
Continuous Rim	3	120mm	PB122610	929138
Continuous Rim	4	120mm	PB122643	929139
Magic	5	97mm	PB69070	953628
Magic	6	97mm	PB69071	953629
Express	5	100mm	PBO2085	953276
Express	6	100mm	PBO2086	953277
Express	7	100mm	PBO2087	953278
MFP5	5	120mm	PBO1532	942824

Material: 3cm
 Bore: 35mm
 R 1 (Radius): 10mm
 R 2: 10mm
 L (Length): 10mm



FZ40 4 CM

Wheel Type	Position	O.D.	Product Code	Part #
Segmented	1	120mm	PB123227	929217
Continuous Rim	2	120mm	PB122731	929218
Continuous Rim	3	120mm	PB122732	929219
Continuous Rim	4	120mm	PB122733	929220
Magic	5	97mm	PB69073	953630
Magic	6	97mm	PB69074	953631
Express	5	100mm	PBO2091	953282
Express	6	100mm	PBO2092	953283
Express	7	100mm	PBO2093	953284
MFP5	5	120mm	PBO1534	942825

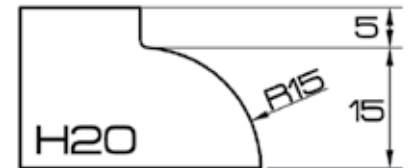
Material: 4cm
 Bore: 35mm
 R 1 (Radius): 10mm
 R 2: 10mm



H20 2 CM

Wheel Type	Position	O.D.	Product Code	Part #
Segmented	1	120mm	PB122734	929449
Continuous Rim	2	120mm	PB122735	929450
Continuous Rim	3	120mm	PB122736	929451
Continuous Rim	4	120mm	PB122737	929452
Magic	5	97mm	PB69076	953711
Magic	6	97mm	PB69077	953712
Express	5	90mm	PBO2094	953285
Express	6	90mm	PBO2095	953286
Express	7	90mm	PBO2096	953287
MFP5	5	120mm	PBO1535	942826

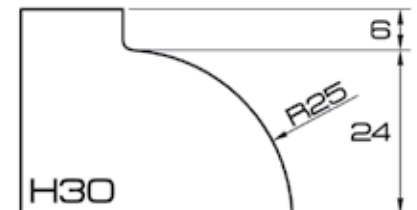
Material: 2cm
 Bore: 35mm
 R (Radius): 15mm



H30 3 CM

Wheel Type	Position	O.D.	Product Code	Part #
Segmented	1	120mm	PB122851	929257
Continuous Rim	2	120mm	PB122852	929258
Continuous Rim	3	120mm	PB122853	929259
Continuous Rim	4	120mm	PB122854	929260
Magic	5	120mm	PB69079	953663
Magic	6	120mm	PB69080	953664
Express	5	110mm	PBO2097	953288
Express	6	110mm	PBO2098	953289
Express	7	110mm	PBO2099	953290
MFP5	5	120mm	PBO1536	942827

Material: 3cm
 Bore: 35mm
 R (Radius): 25mm
 L1 (Length): 6mm
 L2: 24mm



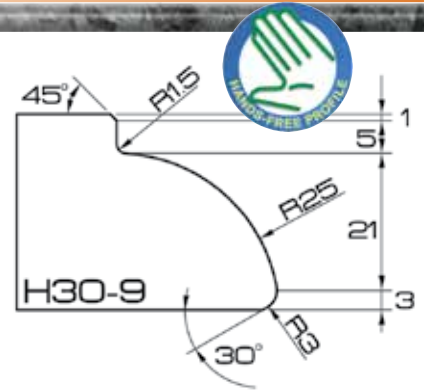
120 Series Profile Wheels

TOP LINE

H30-9 3 CM

Wheel Type	Position	O.D.	Product Code	Part #
Segmented	1	110mm	PB122851	929257
Continuous Rim	2	110mm	PB123346	929673
Continuous Rim	3	110mm	PB123347	929674
Continuous Rim	4	110mm	PB123348	929675
Magic	5	116mm	PB69082	953626
Magic	6	116mm	PB69083	953627
Express	5	115mm	PBO2100	953291
Express	6	115mm	PBO2101	953292
Express	7	115mm	PBO2102	953293
MFP5	5	110mm	PBO1537	942828

Material: 3cm
Bore: 35mm
R1 (Radius): 25mm
R2: 3mm



HS30 3 CM

Wheel Type	Position	O.D.	Product Code	Part #
Segmented	1	110mm	PB123387	929698
Segmented	2	110mm	PB123388	929699
Segmented	3	110mm	PB123389	929700
Segmented	4	110mm	PB123390	929701
Magic	5	97mm	PB69085	953713
Magic	6	97mm	PB69086	953714
Express	5	100mm	PBO2103	953294
Express	6	100mm	PBO2104	953295
Express	7	100mm	PBO2105	953296
MFP5	5	110mm	PBO1538	942829

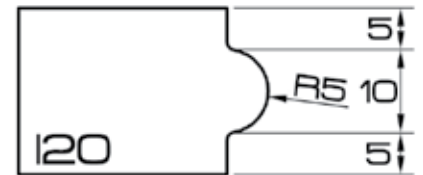
Material: 3cm
Bore: 35mm
R (Radius): 15mm



I20 2 CM

Wheel Type	Position	O.D.	Product Code	Part #
Segmented	1	120mm	PB122755	929915
Continuous Rim	2	120mm	PB122760	929916
Continuous Rim	3	120mm	PB122761	929917
Continuous Rim	4	120mm	PB122762	929918
Magic	5	80mm	PB69088	953836
Magic	6	80mm	PB69089	953837
Express	5	70mm	PBO2106	953297
Express	6	70mm	PBO2107	953298
Express	7	70mm	PBO2108	953299
MFP5	5	120mm	PBO1539	942830

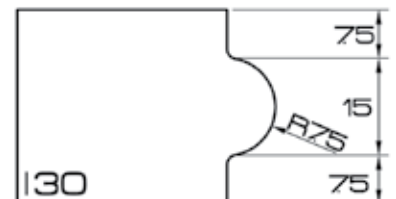
Material: 2cm
Bore: 35mm
R (Radius): 5mm



I30 3 CM

Wheel Type	Position	O.D.	Product Code	Part #
Segmented	1	120mm	PB122763	929919
Continuous Rim	2	120mm	PB122764	929920
Continuous Rim	3	120mm	PB122765	929921
Continuous Rim	4	120mm	PB122766	929922
Magic	5	80mm	PB69091	953838
Magic	6	80mm	PB69092	953839
Express	5	75mm	PBO2110	953300
Express	6	75mm	PBO2109	953301
Express	7	75mm	PBO2111	953302
MFP5	5	120mm	PBO1540	942831

Material: 3cm
Bore: 35mm
R (Radius): 7.5mm



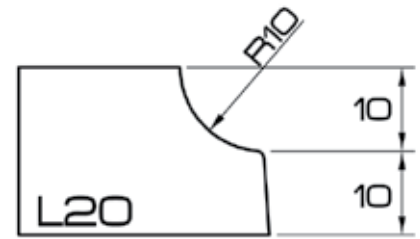


120 Series Profile Wheels

L20 2 CM

Wheel Type	Position	O.D.	Product Code	Part #
Segmented	1	120mm	PB122767	929738
Continuous Rim	2	120mm	PB122768	929739
Continuous Rim	3	120mm	PB122769	929740
Continuous Rim	4	120mm	PB122770	929741
Magic	5	80mm	PB69094	953715
Magic	6	80mm	PB69095	953716
Express	5	82mm	PBO2112	953303
Express	6	82mm	PBO2113	953304
Express	7	82mm	PBO2114	953305
MFP5	5	120mm	PBO1541	942832

Material: 2cm
Bore: 35mm
R (Radius): 10mm



L30 3 CM

Wheel Type	Position	O.D.	Product Code	Part #
Segmented	1	120mm	PB122771	929373
Continuous Rim	2	120mm	PB122772	929374
Continuous Rim	3	120mm	PB122773	929375
Continuous Rim	4	120mm	PB122774	929376
Magic	5	97mm	PB69097	953717
Magic	6	97mm	PB69098	953718
Express	5	93mm	PBO2115	953306
Express	6	93mm	PBO2116	953307
Express	7	93mm	PBO2117	953308
MFP5	5	120mm	PBO1542	942833

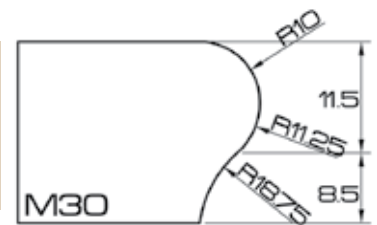
Material: 3cm
Bore: 35mm
R (Radius): 15mm



M30 3 CM

Wheel Type	Position	O.D.	Product Code	Part #
Segmented	1	120mm	PB123217	929377
Continuous Rim	2	120mm	PB122776	929378
Continuous Rim	3	120mm	PB122777	929379
Continuous Rim	4	120mm	PB122778	929380
Magic	5	97mm	PB69100	953719
Magic	6	97mm	PB69101	953720
Express	5	88mm	PBO2118	953309
Express	6	88mm	PBO2119	953310
Express	7	88mm	PBO2120	953311
MFP5	5	120mm	PBO1543	942834

Material: 3cm
Bore: 35mm
R1 (Radius): 11.25mm
R2: 18.75mm



MQ30 3 CM

Wheel Type	Position	O.D.	Product Code	Part #
Segmented	1	120mm	PB123218	929617
Continuous Rim	2	120mm	PB122780	929618
Continuous Rim	3	120mm	PB122781	929619
Continuous Rim	4	120mm	PB122782	929620
Magic	5	97mm	PB69103	953721
Magic	6	97mm	PB69104	953722
Express	5	96mm	PBO2121	953312
Express	6	96mm	PBO2122	953313
Express	7	96mm	PBO2123	953314
MFP5	5	120mm	PBO1544	942835

Material: 3cm
Bore: 35mm
R1 (Radius): 6mm
R2: 8mm
R3: 10mm



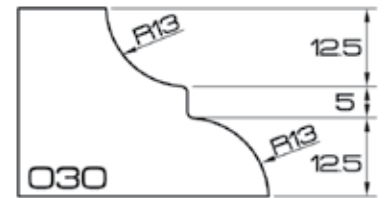
120 Series Profile Wheels

TOP LINE

030 3 CM

Wheel Type	Position	O.D.	Product Code	Part #
Segmented	1	120mm	PB123219	929237
Continuous Rim	2	120mm	PB122784	929238
Continuous Rim	3	120mm	PB122785	929239
Continuous Rim	4	120mm	PB122786	929240
Magic	5	119mm	PB69106	953661
Magic	6	119mm	PB69107	953662
Express	5	112mm	PB02124	953315
Express	6	112mm	PB02125	953316
Express	7	112mm	PB02126	953317
MFP5	5	120mm	PB01545	942836

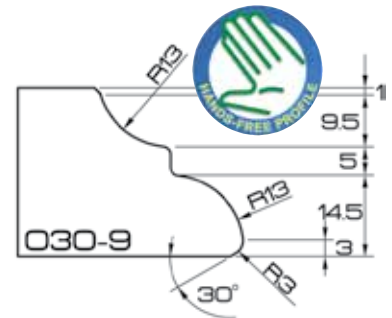
Material: 3cm
Bore: 35mm
R 1(Radius): 13mm
R 2: 13mm
L (Length): 5mm



030-9 3 CM

Wheel Type	Position	O.D.	Product Code	Part #
Segmented	1	120mm	PB123219	929237
Continuous Rim	2	120mm	PB123349	929558
Continuous Rim	3	120mm	PB123350	929559
Continuous Rim	4	120mm	PB123351	929560
Magic	5	114mm	PB69109	953665
Magic	6	114mm	PB69110	953666
Express	5	118mm	PB02127	953318
Express	6	118mm	PB02128	953319
Express	7	118mm	PB02129	953320
MFP5	5	120mm	PB01546	942837

Material: 3cm
Bore: 35mm
R 1(Radius): 13mm
R 2: 3mm



Q30 3 CM

Wheel Type	Position	O.D.	Product Code	Part #
Segmented	1	120mm	PB123228	929329
Continuous Rim	2	120mm	PB122788	929330
Continuous Rim	3	120mm	PB122789	929331
Continuous Rim	4	120mm	PB122790	929332
Magic	5	120mm	PB69112	953655
Magic	6	120mm	PB69113	953656
Express	5	121mm	PB02130	953321
Express	6	121mm	PB02131	953322
Express	7	121mm	PB02132	953323
MFP5	5	120mm	PB01548	930520

Material: 3cm
Bore: 35mm
R (Radius): 10mm



QB30 3 CM

Wheel Type	Position	O.D.	Product Code	Part #
Segmented	1	120mm	PB123229	929923
Continuous Rim	2	120mm	PB122792	929924
Continuous Rim	3	120mm	PB122793	929925
Continuous Rim	4	120mm	PB122794	929926
Magic	5	120mm	PB69115	953840
Magic	6	120mm	PB69116	953841
Express	5	108mm	PB02133	953324
Express	6	108mm	PB02134	953325
Express	7	108mm	PB02135	953326
MFP5	5	120mm	PB01549	942838

Material: 3cm
Bore: 35mm
R 1 (Radius): 7mm
R 2: 10mm



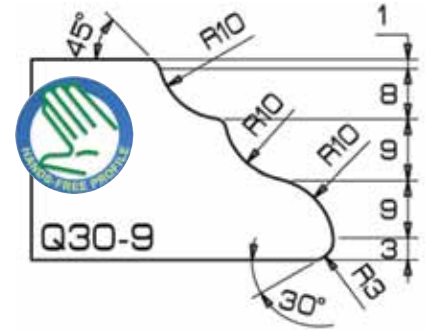


120 Series Profile Wheels

Q30-9 3 CM

Wheel Type	Position	O.D.	Product Code	Part #
Segmented	1	120mm	PB122787	942098
Continuous Rim	2	120mm	PB122788	942099
Continuous Rim	3	120mm	PB122789	942100
Continuous Rim	4	120mm	PB122790	942101
Magic	5	120mm	PB69115	953658
Magic	6	120mm	PB69116	953659
Express	5	108mm	PB02133	953503
Express	6	108mm	PB02134	953504
Express	7	108mm	PB02135	953505
MFP5				N/A

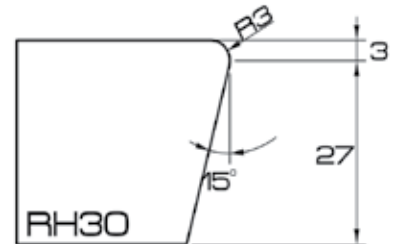
Material: 3cm
 Bore: 35mm
 R 1 (Radius): 10mm
 R 2: 10mm
 R 3: 10mm



RH30 3 CM

Wheel Type	Position	O.D.	Product Code	Part #
Segmented	1	120mm	PB123690	929927
Continuous Rim	2	120mm	PB122691	929928
Continuous Rim	3	120mm	PB122692	929929
Continuous Rim	4	120mm	PB122693	929930
Magic	5	80mm	PB69235	N/A
Magic	6	80mm	PB69236	N/A
Express	5	76mm	PB02229	953333
Express	6	76mm	PB02230	953334
Express	7	76mm	PB02231	953335
MFP5	5	120mm	PB01577	N/A

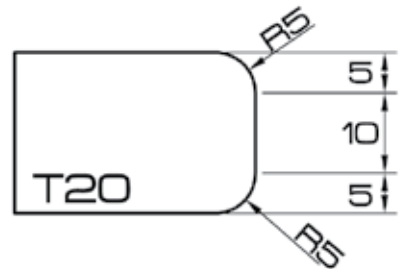
Material: 3cm
 Bore: 35mm
 R (Radius): 3mm



T20 2 CM

Wheel Type	Position	O.D.	Product Code	Part #
Segmented	1	120mm	PB122795	929349
Continuous Rim	2	120mm	PB122796	929350
Continuous Rim	3	120mm	PB122797	929351
Continuous Rim	4	120mm	PB122798	929352
Magic	5	80mm	PB69118	953740
Magic	6	80mm	PB69119	953741
Express	5	80mm	PB02148	953345
Express	6	80mm	PB02149	953346
Express	7	80mm	PB02150	953347
MFP5	5	77mm	PB01553	942839

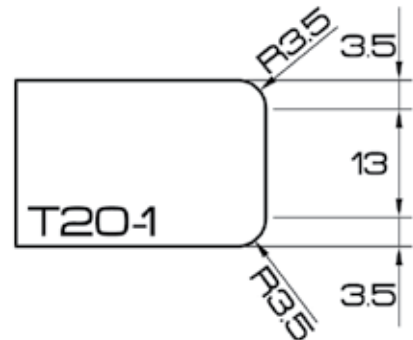
Material: 2cm
 Bore: 35mm
 R (Radius): 5mm



T20-1 2 CM

Wheel Type	Position	O.D.	Product Code	Part #
Segmented	1	120mm	PB123142	929501
Continuous Rim	2	120mm	PB123143	929502
Continuous Rim	3	120mm	PB123144	929503
Continuous Rim	4	120mm	PB123145	929504
Magic	5	77mm	N/A	953850
Magic	6	77mm	N/A	953851
Express	5	77mm	PB02151	953348
Express	6	77mm	PB02152	953349
Express	7	77mm	PB02153	953350
MFP5	5	77mm	N/A	942859

Material: 2cm
 Bore: 35mm
 R (Radius): 3.5mm



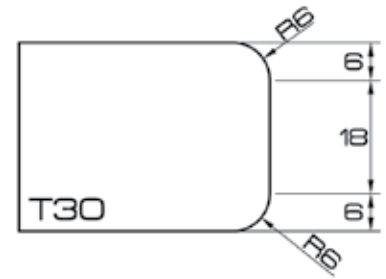
120 Series Profile Wheels

TOP LINE

T30 3 CM

Wheel Type	Position	O.D.	Product Code	Part #
Segmented	1	120mm	PB122614	929160
Continuous Rim	2	120mm	PB122615	929161
Continuous Rim	3	120mm	PB122616	929162
Continuous Rim	4	120mm	PB122648	929163
Magic	5	80mm	PB69121	953616
Magic	6	80mm	PB69122	953617
Express	5	80mm	PBO2154	953351
Express	6	80mm	PBO2155	953352
Express	7	80mm	PBO2156	953353
MFP5	5	77mm	PBO1556	942123

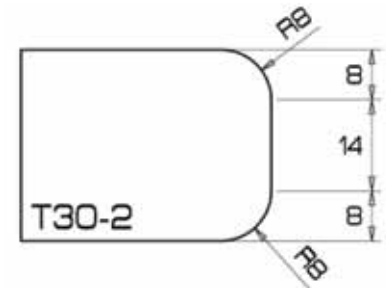
Material: 3cm
Bore: 35mm
R1 (Radius): 6mm
R2: 6mm



T30-2 3 CM

Wheel Type	Position	O.D.	Product Code	Part #
Segmented	1	120mm	PB123602	929706
Continuous Rim	2	120mm	PB123603	929707
Continuous Rim	3	120mm	PB123604	929708
Continuous Rim	4	120mm	PB123605	929709
Magic	5	80mm	PB69316	915083
Magic	6	80mm	PB69317	915084
Express	5	80mm	PBO2330	953463
Express	6	80mm	PBO2331	953464
Express	7	80mm	PBO2332	953465
MFP5	5			

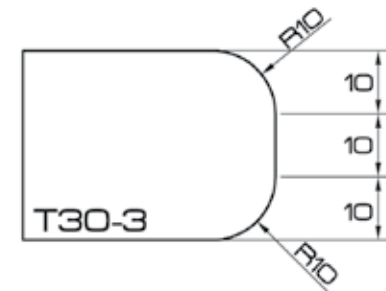
Material: 3cm
Bore: 35mm
R1 (Radius): 8mm
R2: 8mm



T30-3 3 CM

Wheel Type	Position	O.D.	Product Code	Part #
Segmented	1	120mm	PB122807	929164
Continuous Rim	2	120mm	PB122808	929165
Continuous Rim	3	120mm	PB122809	929166
Continuous Rim	4	120mm	PB122810	929167
Magic	5	97mm	PB69127	953647
Magic	6	97mm	PB69128	953648
Express	5	90mm	PBO2166	953360
Express	6	90mm	PBO2167	953361
Express	7	90mm	PBO2168	953362
MFP5	5	120mm	PBO1557	942840

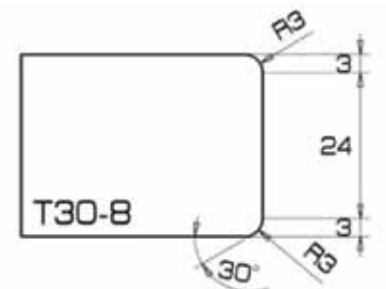
Material: 3cm
Bore: 35mm
R (Radius): 10mm



T30-8 3 CM

Wheel Type	Position	O.D.	Product Code	Part #
Segmented	1	120	PB124062	964711
Continuous Rim	2	120	PB124063	964712
Continuous Rim	3	120	PB124064	964713
Continuous Rim	4	120	PB124065	964714
Magic	5	80	PB69241	953856
Magic	6	80	PB69242	953857
Express	5	80	PBO2247	930524
Express	6	80	PBO2248	930525
Express	7	80	PBO2249	930526
MFP5	5	80	PBO1583	960753

Material: 3cm
Bore: 35mm
R1 (Radius): 3mm
R2: 3mm



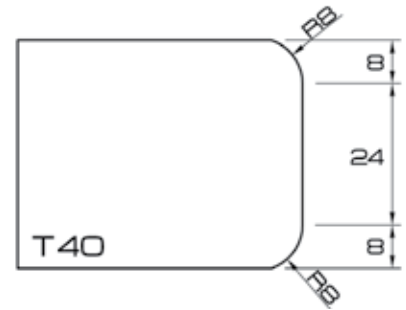


120 Series Profile Wheels

T40 4 CM

Wheel Type	Position	O.D.	Product Code	Part #
Segmented	1	120mm	PB122811	929357
Continuous Rim	2	120mm	PB122812	929358
Continuous Rim	3	120mm	PB122813	929359
Continuous Rim	4	120mm	PB122814	929360
Magic	5	80mm	PB69130	953729
Magic	6	80mm	PB69131	953730
Express	5	86mm	PBO2169	953363
Express	6	86mm	PBO2170	953364
Express	7	86mm	PBO2171	953365
MFP5	5	120mm	PBO1560	942841

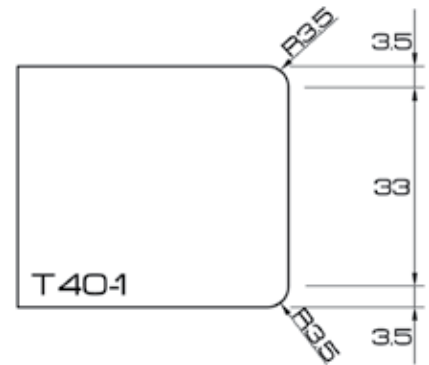
Material: 4cm
 Bore: 35mm
 R1 (Radius): 8mm
 R2: 8mm



T40-1 4 CM

Wheel Type	Position	O.D.	Product Code	Part #
Segmented	1	120mm	PB123021	935120
Continuous Rim	2	120mm	PB123022	935121
Continuous Rim	3	120mm	PB123023	935122
Continuous Rim	4	120mm	PB123024	935123
Magic	5	80mm	PB69133	953733
Magic	6	80mm	PB69134	953734
Express	5	75mm	PBO2163	953366
Express	6	75mm	PBO2164	953367
Express	7	75mm	PBO2165	953368
MFP5	5	77mm	PBO1559	942842

Material: 4cm
 Bore: 35mm
 R (Radius): 3.5mm
 R2: 3.5mm



V20 2 CM

Wheel Type	Position	O.D.	Product Code	Part #
Segmented	1	120mm	PB122815	929389
Continuous Rim	2	120mm	PB122816	929390
Continuous Rim	3	120mm	PB122817	929391
Continuous Rim	4	120mm	PB122818	929392
Magic	5	97mm	PB69136	953742
Magic	6	97mm	PB69137	953743
Express	5	100mm	PBO2172	953369
Express	6	100mm	PBO2173	953370
Express	7	100mm	PBO2174	953371
MFP5	5	86mm	PBO1561	942843

Material: 2cm
 Bore: 35mm
 R (Radius): 10mm



V30 3 CM

Wheel Type	Position	O.D.	Product Code	Part #
Segmented	1	120mm	PB122602	929128
Continuous Rim	2	120mm	PB122603	929129
Continuous Rim	3	120mm	PB122604	929130
Continuous Rim	4	120mm	PB122638	929131
Magic	5	97mm	PB69139	953620
Magic	6	97mm	PB69140	953621
Express	5	100mm	PBO2175	953372
Express	6	100mm	PBO2176	953373
Express	7	100mm	PBO2177	953374
MFP5	5	96mm	PBO1562	942802

Material: 3cm
 Bore: 35mm
 R (Radius): 15mm



120 Series Profile Wheels

TOP LINE

V40 4 CM

Wheel Type	Position	O.D.	Product Code	Part #
Segmented	1	120mm	PB122823	929156
Continuous Rim	2	120mm	PB122824	929157
Continuous Rim	3	120mm	PB122825	929158
Continuous Rim	4	120mm	PB122826	929159
Magic	5	120mm	PB69142	953636
Magic	6	120mm	PB69143	953637
Express	5	108mm	PBO2178	953375
Express	6	108mm	PBO2179	953376
Express	7	108mm	PBO2180	953377
MFP5	5	120mm	PBO1563	942844

Material: 4cm
Bore: 35mm
R (Radius): 20mm



V45 4.5 CM

Wheel Type	Position	O.D.	Product Code	Part #
Segmented	1	120mm	N/A	929287
Continuous Rim	2	120mm	N/A	929288
Continuous Rim	3	120mm	N/A	929289
Continuous Rim	4	120mm	N/A	929290
Magic	5	N/A	N/A	N/A
Magic	6	N/A	N/A	N/A
Express	5	N/A	N/A	N/A
Express	6	N/A	N/A	N/A
Express	7	N/A	N/A	N/A
MFP5	5	N/A	N/A	N/A

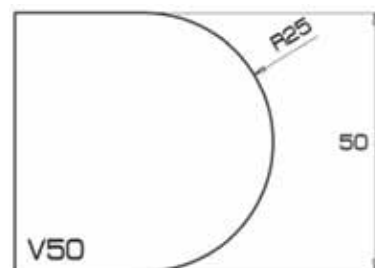
Material: 45mm
Bore: 35mm
R (Radius): 20mm



V50 5 CM

Wheel Type	Position	O.D.	Product Code	Part #
Segmented	1	120mm	PB123215	929669
Continuous Rim	2	120mm	PB123540	929670
Continuous Rim	3	120mm	PB123541	929671
Continuous Rim	4	120mm	PB123542	929672
Magic	5	120mm	PB691081	960785
Magic	6	120mm	PB691082	960786
Express	5	107mm	PBO21318	953553
Express	6	107mm	PBO21319	953554
Express	7	107mm	PBO21320	953555
MFP5	5			

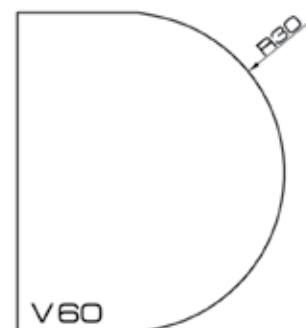
Material: 50mm
Bore: 35mm
R (Radius): 25mm



V60 6 CM

Wheel Type	Position	O.D.	Product Code	Part #
Segmented	1	120mm	PB123044	929269
Continuous Rim	2	120mm	PB123045	929270
Continuous Rim	3	120mm	PB123046	929271
Continuous Rim	4	120mm	PB123047	929272
Magic	5	120mm	PB691000	960789
Magic	6	120mm	PB691001	960790
Express	5	120mm	PBO2355	953775
Express	6	120mm	PBO2356	953492
Express	7	120mm	PBO2357	953493
MFP5	5	N/A	N/A	N/A

Material: 6cm
Bore: 35mm
R (Radius): 30mm



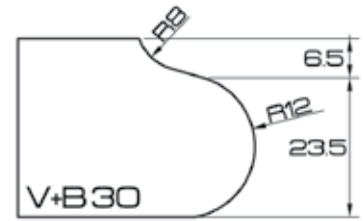


120 Series Profile Wheels

VB30 3 CM

Wheel Type	Position	O.D.	Product Code	Part #
Segmented	1	120mm	PB123230	929265
Continuous Rim	2	120mm	PB122832	929266
Continuous Rim	3	120mm	PB122833	929267
Continuous Rim	4	120mm	PB122834	929268
Magic	5	97mm	PB69148	953685
Magic	6	97mm	PB69149	953686
Express	5	100mm	PB02184	953381
Express	6	100mm	PB02185	953382
Express	7	100mm	PB02186	953383
MFP5	5	120mm	PB01565	942846

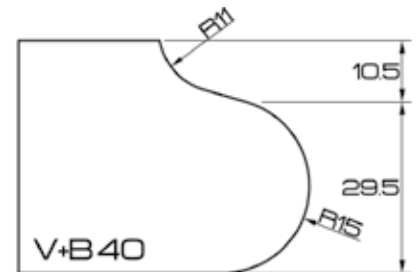
Material: 3cm
 Bore: 35mm
 R1 (Radius): 8mm
 R2: 12mm



VB40 4 CM

Wheel Type	Position	O.D.	Product Code	Part #
Segmented	1	120mm	PB122835	929221
Continuous Rim	2	120mm	PB122836	929222
Continuous Rim	3	120mm	PB122837	929223
Continuous Rim	4	120mm	PB122838	929224
Magic	5	118mm	PB69151	953744
Magic	6	118mm	PB69152	953745
Express	5	112mm	PB02187	953384
Express	6	112mm	PB02188	953385
Express	7	112mm	PB02189	953386
MFP5	5	120mm	PB01566	942847

Material: 4cm
 Bore: 35mm
 R1 (Radius): 11mm
 R2: 15mm



VX30 3 CM

Wheel Type	Position	O.D.	Product Code	Part #
Segmented	1	120mm	PB123232	929465
Continuous Rim	2	120mm	PB122828	929466
Continuous Rim	3	120mm	PB122829	929467
Continuous Rim	4	120mm	PB122830	929468
Magic	5	120mm	PB69145	953653
Magic	6	120mm	PB69146	953654
Express	5	107mm	PB02181	953378
Express	6	107mm	PB02182	953379
Express	7	107mm	PB02183	953380
MFP5	5	107mm	PB01564	942845

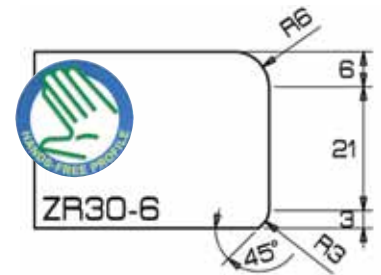
Material: 3cm
 Bore: 35mm
 R1 (Radius): 6mm
 R2: 6mm
 R3: 10mm



ZR30-6 3 CM

Wheel Type	Position	O.D.	Product Code	Part #
Segmented	1	120mm	PB123876	964739
Continuous Rim	2	120mm	PB123877	964740
Continuous Rim	3	120mm	PB123879	964741
Continuous Rim	4	120mm	PB123880	964742
Magic	5	80mm	PB69358	915069
Magic	6	80mm	PB69359	915070
Express	5	120mm	PB02443	960783
Express	6	120mm	PB02444	960771
Express	7	120mm	PB02445	960772
MFP5	5	77mm		N/A

Material: 3cm
 Bore: 35mm
 R1 (Radius): 6mm
 R2: 3mm




120 Series Working Parameters

« TOP LINE »

ZR30-12 3 CM

Wheel Type	Position	O.D.	Product Code	Part #
Segmented	1	120mm	PB124019	960705
Continuous Rim	2	120mm	PB124020	960706
Continuous Rim	3	120mm	PB124021	960707
Continuous Rim	4	120mm	PB124022	960708
Magic	5	80mm	PB691112	953880
Magic	6	80mm	PB691113	953881
Express	5	77mm	PBO21332	915128
Express	6	77mm	PBO21333	915129
Express	7	77mm	PBO21334	915130
MFP5	5	77mm		915131

Material: 6cm
Bore: 35mm
R1 (Radius): 10mm
R2: 3mm





80 Series Profile Wheels



80 SERIES PROFILE WHEELS

80mm outer diameter profile wheels



80 SERIES MAGIC WHEELS



EXPRESS™ WHEELS

Working parameters for ADI UHS 80 Series Profile Wheels (Granite and Engineered Stone)

Position	Type	Slab Thickness	RPM	Stock Removal		Feed Rate	
				(mm)	(Inches)	(mm)	(Inches)
1	METAL	2cm-4cm	5,000-6,000	0.4mm	0.016	1,500mm-3,000mm	59"-118"
2	METAL	2cm-4cm	5,000-6,000	0.2mm	0.008"	1,500mm-4,000mm	59"-157"
3	METAL	2cm-4cm	5,000-6,000	0.2mm	0.004"	1,500mm-4,000mm	59"-157"
4	METAL	2cm-4cm	4,500-4,800	0.05mm	0.002"	1,000mm-1,500mm	39"-60"
5	METAL	2cm-4cm	4,000-4,500	0.05mm	0.001"	1,000mm	39"
5	EXPRESS	2cm-4cm	2,500-3,000	0.03mm	0.001"	1,200mm-1,500mm	47"-59"
6	EXPRESS	2cm-4cm	2,500-3,000	0.03mm	0.001"	1,200mm-1,500mm	47"-59"
7	EXPRESS	2cm-4cm	2,500-3,000	0.03mm	0.001"	1,200mm-1,500mm	47"-59"
5	MAGIC*	2cm-4cm	2,500-3,000	N/A	N/A	1,000mm-1,200mm	30"-40"
6	MAGIC*	2cm-4cm	2,500-3,000	N/A	N/A	1,000mm-1,200mm	30"-40"

*Auto Compensation for MAGIC POLISHING WHEELS: 0.008mm / 0.00032"

80 Series Profile Wheels

« FAST LINE »

A20 2 CM

Wheel Type	Position	O.D.	Product Code	Part #
Segmented	1	93mm	PB123150	929493
Continuous Rim	2	93mm	PB123151	929494
Continuous Rim	3	93mm	PB123152	929495
Continuous Rim	4	93mm	PB123153	929496
Magic	5	90mm	PB69001	953687
Magic	6	90mm	PB69002	953688
Express	5	90mm	PB02001	953189
Express	6	90mm	PB02002	953199
Express	7	90mm	PB02003	953200
MFP5	5	83mm	PB01501	942804

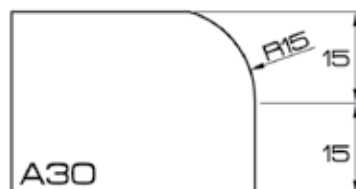
Material: 2cm
Bore: 35mm
R (Radius): 10mm



A30 3 CM

Wheel Type	Position	O.D.	Product Code	Part #
Segmented	1	90mm	PB122626	929225
Continuous Rim	2	90mm	PB122627	929226
Continuous Rim	3	90mm	PB122628	929227
Continuous Rim	4	90mm	PB122839	929228
Magic	5	93mm	PB69004	953600
Magic	6	93mm	PB69005	953601
Express	5	95mm	PB02004	953201
Express	6	95mm	PB02005	953202
Express	7	95mm	PB02006	953203
MFP5	5	90mm	PB01502	942805

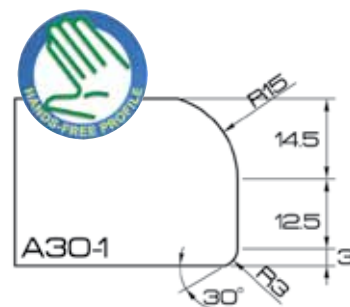
Material: 3cm
Bore: 35mm
R (Radius): 15mm



A30-1 3 CM

Wheel Type	Position	O.D.	Product Code	Part #
Segmented	1	90mm	PB122626	929225
Continuous Rim	2	90mm	PB123578	929691
Continuous Rim	3	90mm	PB123579	929692
Continuous Rim	4	90mm	PB123580	929693
Magic	5	97mm	PB69010	953602
Magic	6	97mm	PB69011	953603
Express	5	97mm	PB02007	953204
Express	6	97mm	PB02008	953205
Express	7	97mm	PB02009	953206
MFP5	5	90mm	PB01512	942806

Material: 3cm
Bore: 35mm
R1 (Radius): 15mm
R2: 3mm



A40 4 CM

Wheel Type	Position	O.D.	Product Code	Part #
Segmented	1	97mm	PB122843	941496
Continuous Rim	2	97mm	PB122844	941497
Continuous Rim	3	97mm	PB122845	941498
Continuous Rim	4	97mm	PB122846	941499
Magic	5	116mm	PB69007	953689
Magic	6	116mm	PB69008	953690
Express	5	110mm	PB02010	953207
Express	6	110mm	PB02011	953208
Express	7	110mm	PB02012	953209
MFP5	5	97mm	PB01503	942807

Material: 4cm
Bore: 35mm
R (Radius): 20mm

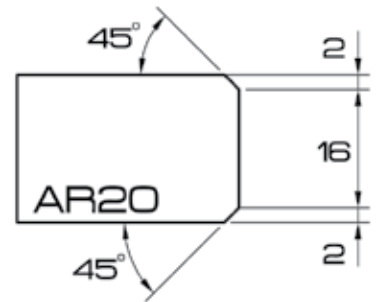




AR20 2 CM

Bit Type	Position	O.D.	Product Code	Part #
Continuous Rim	1	78mm	PB122847	929365
Continuous Rim	2	78mm	PB122848	929366
Continuous Rim	3	78mm	PB122849	929367
Continuous Rim	4	78mm	PB122850	929368
Magic	5	80mm	PB69154	953842
Magic	6	80mm	PB69155	953843
Express	5	68mm	PBO2013	953210
Express	6	68mm	PBO2014	953211
Express	7	68mm	PBO2015	953212
MFP5	5	78mm	PBO1507	942848

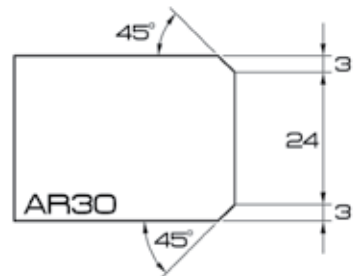
Material: 2cm
 Bore: 35mm
 L1 (Length): 2mm
 L2: 16mm
 α : 45°



AR30 3 CM

Bit Type	Position	O.D.	Product Code	Part #
Continuous Rim	1	80mm	PB122571	929313
Continuous Rim	2	80mm	PB122572	929314
Continuous Rim	3	80mm	PB122573	929315
Continuous Rim	4	80mm	PB122642	929316
Magic	5	80mm	PB69157	953683
Magic	6	80mm	PB69158	953684
Express	5	70mm	PBO2016	953213
Express	6	70mm	PBO2017	953214
Express	7	70mm	PBO2018	953215
MFP5	5	80mm	PBO1508	942849

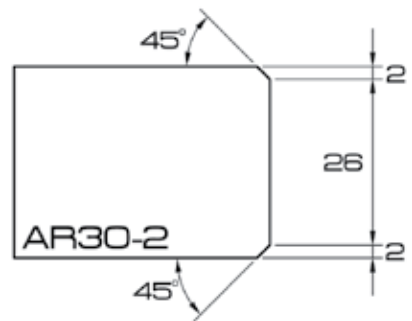
Material: 3cm
 Bore: 35mm
 L1 (Length): 3mm
 L2: 24mm
 α : 45°



AR30-2 3 CM

Bit Type	Position	O.D.	Product Code	Part #
Continuous Rim	1	80mm	PB123496	942189
Continuous Rim	2	80mm	PB123497	942190
Continuous Rim	3	80mm	PB123498	942191
Continuous Rim	4	80mm	PB123499	942192
Magic	5	80mm	PB69163	953804
Magic	6	80mm	PB69164	953805
Express	5	70mm	PBO2019	953541
Express	6	70mm	PBO2020	953542
Express	7	70mm	PBO2021	953543
MFP5	5	80mm	PBO1509	942851

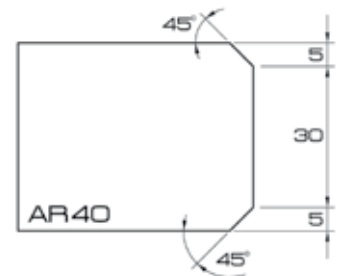
Material: 3cm
 Bore: 35mm
 L1 (Length): 2mm
 L2: 26mm
 α : 45°



AR40 4 CM

Bit Type	Position	O.D.	Product Code	Part #
Segmented	1	84mm	PB122855	929369
Continuous Rim	2	84mm	PB122856	929370
Continuous Rim	3	84mm	PB122857	929371
Continuous Rim	4	84mm	PB122858	929372
Magic	5	80mm	PB69160	953806
Magic	6	80mm	PB69161	953807
Express	5	74mm	PBO2022	953216
Express	6	74mm	PBO2023	953217
Express	7	74mm	PBO2024	953218
MFP5	5	84mm	PBO1510	942850

Material: 4cm
 Bore: 35mm
 L1 (Length): 5mm
 L2: 30mm
 α : 45°



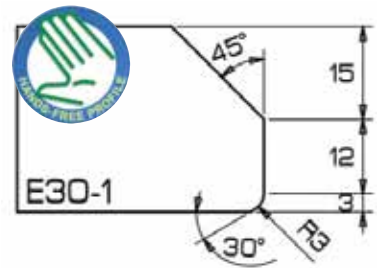
80 Series Profile Wheels

FAST LINE

E30-1 3 CM

Bit Type	Position	O.D.	Product Code	Part #
Segmented	1	102mm	PB123719	964744
Continuous Rim	2	92mm	PB123720	964745
Continuous Rim	3	92mm	PB123721	964746
Continuous Rim	4	92mm	PB123722	964747
Magic	5	97mm	PB69253	960781
Magic	6	97mm	PB69254	960782
Express	5	95mm	PBO2470	920965
Express	6	95mm	PBO2471	920966
Express	7	95mm	PBO2472	920967
MFP5	5	92mm	PBO1610	N/A

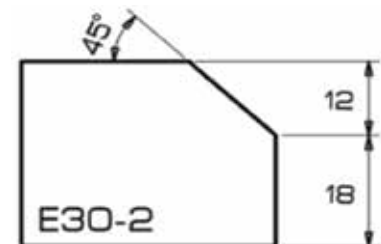
Material: 3cm
Bore: 35mm
L1 (Length): 15mm
L2: 12mm
 α : 45°



E30-2 3 CM

Bit Type	Position	O.D.	Product Code	Part #
Segmented	1	108mm	PB123138	929497
Continuous Rim	2	108mm	PB124687	929031
Continuous Rim	3	108mm	PB124688	929032
Continuous Rim	4	108mm	PB124689	929033
Magic	5	90mm	PB69322	953810
Magic	6	90mm	PB39323	953811
Express	5	90mm	PO2394	953533
Express	6	90mm	PBO2395	953534
Express	7	90mm	PBO2396	953535
MFP5	5	108mm	N/A	N/A

Material: 2cm
Bore: 35mm
L1 (Length): 12mm
L2: 18mm
 α : 45°



E30-9 3 CM

Bit Type	Position	O.D.	Product Code	Part #
Segmented	1	99mm	PB123573	929687
Continuous Rim	2	99mm	PB123574	929688
Continuous Rim	3	99mm	PB123575	929689
Continuous Rim	4	99mm	PB123576	929690
Magic	5	97mm	PB69367	
Magic	6	97mm	PB69368	
Express	5	100mm	PBO2293	953478
Express	6	100mm	PBO2294	953479
Express	7	100mm	PBO2295	953480
MFP5	5	99mm	PBO1614	N/A

Material: 2cm
Bore: 35mm
L1 (Length): 18mm
L2: 9.5mm
 α : 45°



FZ30 3 CM

Bit Type	Position	O.D.	Product Code	Part #
Segmented	1	95mm	PB123185	929509
Continuous Rim	2	90mm	PB123186	929510
Continuous Rim	3	90mm	PB123187	929511
Continuous Rim	4	90mm	PB123188	929512
Magic	5	97mm	PB69070	953628
Magic	6	97mm	PB69071	953629
Express	5	100mm	PBO2085	953276
Express	6	100mm	PBO2086	953277
Express	7	100mm	PBO2087	953278
MFP5	5	90mm	PBO1532	953629

Material: 3cm
Bore: 35mm
R (Radius): 10mm
L (Length): 20mm





FZ30-9 3 CM

Bit Type	Position	O.D.	Product Code	Part #
Segmented	1	95mm	PB123185	929509
Continuous Rim	2	104mm	PB123343	929599
Continuous Rim	3	104mm	PB123344	929600
Continuous Rim	4	104mm	PB123345	929601
Magic	5	118mm	PB69172	953642
Magic	6	118mm	PB69173	953643
Express	5	105mm	PB02088	953279
Express	6	105mm	PB02089	953280
Express	7	105mm	PB02090	953281
MFP5	5	104mm	PB01533	942873

Material: 3cm
 Bore: 35mm
 R1 (Radius): 10mm
 R2: 3mm
 α : 45°



SM20 2 CM

Wheel Type	Position	O.D.	Product Code	Part #
Continuous Rim	1	80mm	PB123391	942081
Continuous Rim	2	80mm	PB123392	942082
Continuous Rim	3	80mm	PB123393	942083
Continuous Rim	4	80mm	PB123394	942084
Magic	5	80mm	PB69178	953846
Magic	6	80mm	PB69179	953847
Express	5	67mm	PB02139	953336
Express	6	67mm	PB02140	953337
Express	7	67mm	PB02141	953338
MFP5	5	80mm	PB01550	942856

Material: 2cm
 Bore: 35mm
 R (Radius): 20mm



SM30 3 CM

Wheel Type	Position	O.D.	Product Code	Part #
Continuous Rim	1	80mm	PB122859	929249
Continuous Rim	2	80mm	PB122860	929250
Continuous Rim	3	80mm	PB122861	929251
Continuous Rim	4	80mm	PB122862	929252
Magic	5	80mm	PB69181	953731
Magic	6	80mm	PB69182	953732
Express	5	71mm	PB02142	953339
Express	6	71mm	PB02143	953340
Express	7	71mm	PB02144	953341
MFP5	5	80mm	PB01551	942857

Material: 3cm
 Bore: 35mm
 R (Radius): 30mm



SM40 4 CM

Wheel Type	Position	O.D.	Product Code	Part #
Continuous Rim	1	80mm	PB122895	929345
Continuous Rim	2	80mm	PB122896	929346
Continuous Rim	3	80mm	PB122897	929347
Continuous Rim	4	80mm	PB122898	929348
Magic	5	80mm	PB69185	953848
Magic	6	80mm	PB69186	953849
Express	5	72mm	PB02145	953342
Express	6	72mm	PB02146	953343
Express	7	72mm	PB02147	953344
MFP5	5	80mm	PB01552	942858

Material: 4cm
 Bore: 35mm
 R (Radius): 40mm



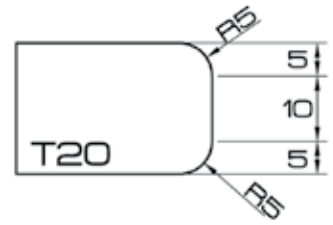
80 Series Profile Wheels

« FAST LINE »

T20 2 CM

Wheel Type	Position	O.D.	Product Code	Part #
Segmented	1	77mm	PB123324	942085
Continuous Rim	2	77mm	PB123325	942086
Continuous Rim	3	77mm	PB123326	942087
Continuous Rim	4	77mm	PB123327	942088
Magic	5	80mm	PB69118	953740
Magic	6	80mm	PB69119	953741
Express	5	80mm	PB02148	953345
Express	6	80mm	PB02149	953346
Express	7	80mm	PB02150	953347
MFP5	5	77mm	PB01553	942839

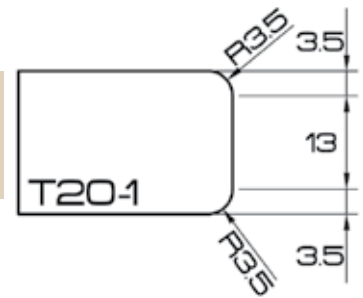
Material: 2cm
Bore: 35mm
R (Radius): 5mm



T20-1 2 CM

Wheel Type	Position	O.D.	Product Code	Part #
Segmented	1	77mm	PB122966	929469
Continuous Rim	2	77mm	PB122967	929470
Continuous Rim	3	77mm	PB122968	929471
Continuous Rim	4	77mm	PB122969	929472
Magic	5	80mm	PB69187	953850
Magic	6	80mm	PB69188	953851
Express	5	75mm	PB02151	953348
Express	6	75mm	PB02152	953349
Express	7	75mm	PB02153	953350
MFP5	5	77mm	PB01554	942859

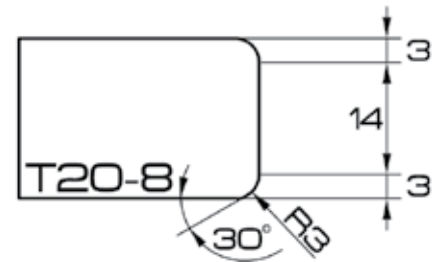
Material: 2cm
Bore: 35mm
R (Radius): 3.5mm



T20-8 2 CM

Wheel Type	Position	O.D.	Product Code	Part #
Segmented	1	77mm	PB123670	935124
Continuous Rim	2	77mm	PB123671	935125
Continuous Rim	3	77mm	PB123672	935126
Continuous Rim	4	77mm	PB123673	935127
Magic	5	80mm	PB69238	953852
Magic	6	80mm	PB69239	953853
Express	5	75mm	PB02244	922244
Express	6	75mm	PB02245	902245
Express	7	75mm	PB02246	902246
MFP5	5	77mm	PB01582	981587

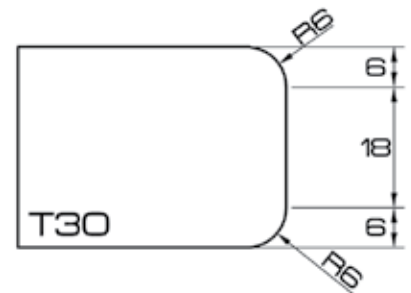
Material: 2cm
Bore: 35mm
R (Radius): 3mm
 α : 30°



T30 3 CM

Wheel Type	Position	O.D.	Product Code	Part #
Segmented	1	77mm	PB122611	929201
Continuous Rim	2	77mm	PB122612	929202
Continuous Rim	3	77mm	PB122613	929203
Continuous Rim	4	77mm	PB122637	929204
Magic	5	80mm	PB69121	953616
Magic	6	80mm	PB69122	953617
Express	5	80mm	PB02154	953351
Express	6	80mm	PB02155	953352
Express	7	80mm	PB02156	953353
MFP5	5	77mm	PB01556	942123

Material: 3cm
Bore: 35mm
R (Radius): 6mm

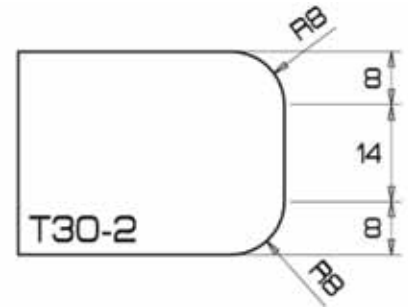




T30-2 3 CM

Wheel Type	Position	O.D.	Product Code	Part #
Segmented	1	77mm	PB123191	929505
Continuous Rim	2	77mm	PB123192	929506
Continuous Rim	3	77mm	PB123193	929507
Continuous Rim	4	77mm	PB123194	929508
Magic	5			N/A
Magic	6			N/A
Express	5	80mm	PBO2330	953463
Express	6	80mm	PBO2331	953464
Express	7	80mm	PBO2332	953465
MFP5	5			N/A

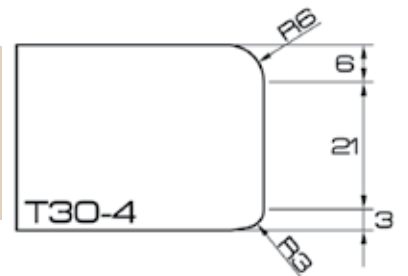
Material: 3cm
Bore: 35mm
R (Radius): 8mm



T30-4 3 CM

Wheel Type	Position	O.D.	Product Code	Part #
Segmented	1	77mm	PB123125	929417
Continuous Rim	2	77mm	PB123126	929418
Continuous Rim	3	77mm	PB123127	929419
Continuous Rim	4	77mm	PB123128	929420
Magic	5	80mm	PB69190	953854
Magic	6	80mm	PB69191	953855
Express	5	80mm	PBO2160	953357
Express	6	80mm	PBO2161	953358
Express	7	80mm	PBO2162	953359
MFP5	5	77mm	PBO1558	942860

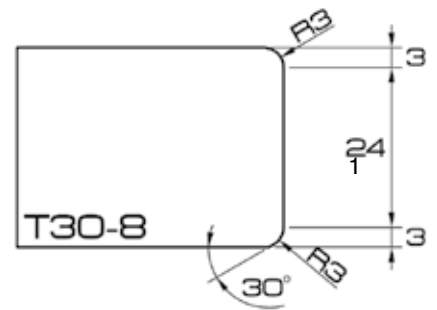
Material: 3cm
Bore: 35mm
R 1 (Radius): 6mm
R 2: 3mm
 α : 30°



T30-8 3 CM

Wheel Type	Position	O.D.	Product Code	Part #
Segmented	1	77mm	PB123674	935128
Continuous Rim	2	77mm	PB123675	935129
Continuous Rim	3	77mm	PB123676	935130
Continuous Rim	4	77mm	PB123677	935131
Magic	5	80mm	PB69241	953856
Magic	6	80mm	PB69242	953857
Express	5	75mm	PBO2247	930524
Express	6	75mm	PBO2248	930525
Express	7	75mm	PBO2249	930526
MFP5	5	77mm	PBO1583	960753

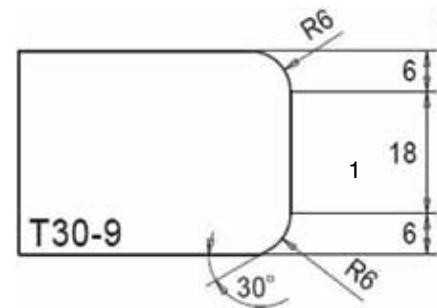
Material: 3cm
Bore: 35mm
R 1 (Radius): 3mm
 α : 30°



T30-9 3 CM

Wheel Type	Position	O.D.	Product Code	Part #
Segmented	1	77mm	PB124015	960701
Continuous Rim	2	77mm	PB124016	960702
Continuous Rim	3	77mm	PB124017	960703
Continuous Rim	4	77mm	PB124018	960704
Magic	5	77mm	PB691096	953878
Magic	6	77mm	PB691097	953879
Express	5	80mm	PBO21501	957115
Express	6	80mm	PBO21502	957116
Express	7	80mm	PBO21503	957117
MFP5	5			

Material: 3cm
Bore: 35mm
R 1 (Radius): 3mm
 α : 30°



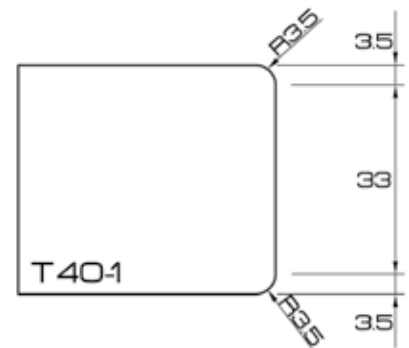
80 Series Profile Wheels

FAST LINE

T40-1 4 CM

Wheel Type	Position	O.D.	Product Code	Part #
Segmented	1	77mm	PB123032	929473
Continuous Rim	2	77mm	PB123033	929474
Continuous Rim	3	77mm	PB123034	929475
Continuous Rim	4	77mm	PB123035	929476
Magic	5	80mm	PB69133	953733
Magic	6	80mm	PB69134	953734
Express	5	75mm	PBO2163	953366
Express	6	75mm	PBO2164	953367
Express	7	75mm	PBO2165	953368
MFP5	5	77mm	PBO1559	942842

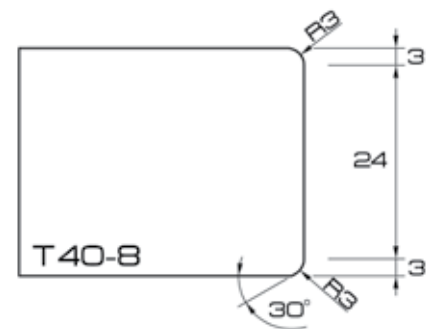
Material: 4cm
Bore: 35mm
R 1 (Radius): 3.5mm



T40-8 4 CM

Wheel Type	Position	O.D.	Product Code	Part #
Segmented	1	77mm	PB123678	935132
Continuous Rim	2	77mm	PB123679	935133
Continuous Rim	3	77mm	PB123680	935134
Continuous Rim	4	77mm	PB123681	935135
Magic	5	80mm	PB69244	953858
Magic	6	80mm	PB69245	953859
Express	5	75mm	PBO2250	930527
Express	6	75mm	PBO2251	930528
Express	7	75mm	PBO2252	930529
MFP5	5	77mm	PBO1584	N/A

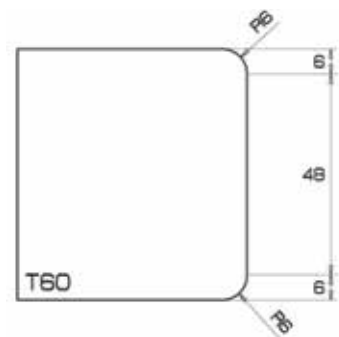
Material: 4cm
Bore: 35mm
R 1 (Radius): 3mm
 α : 30°



T60 6 CM

Wheel Type	Position	O.D.	Product Code	Part #
Segmented	1		PB123025	927550
Continuous Rim	2		PB123026	927551
Continuous Rim	3		PB123773	927552
Continuous Rim	4		PB123027	927553
Magic	5			N/A
Magic	6			N/A
Express	5		PBO2358	960778
Express	6		PBO2359	960779
Express	7		PBO2360	960780
MFP5	5			

Material: 6cm
Bore: 35mm
R 1 (Radius): 6mm



V20 2 CM

Wheel Type	Position	O.D.	Product Code	Part #
Segmented	1	86mm	PB123040	929425
Continuous Rim	2	86mm	PB123041	929426
Continuous Rim	3	86mm	PB123042	929427
Continuous Rim	4	86mm	PB123043	929428
Magic	5	97mm	PB69136	953742
Magic	6	97mm	PB69137	953743
Express	5	90mm	PBO2172	953369
Express	6	90mm	PBO2173	953370
Express	7	90mm	PBO2174	953371
MFP5	5	86mm	PBO1561	942843

Material: 2cm
Bore: 35mm
R (Radius): 10mm

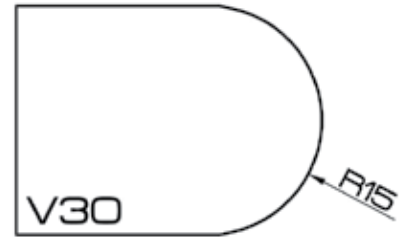




V30 3 CM

Wheel Type	Position	O.D.	Product Code	Part #
Segmented	1	96mm	PB122871	929321
Continuous Rim	2	96mm	PB122872	929322
Continuous Rim	3	96mm	PB122873	929323
Continuous Rim	4	96mm	PB122874	929324
Magic	5	97mm	PB69139	953620
Magic	6	97mm	PB69140	953621
Express	5	100mm	PBO2175	953372
Express	6	100mm	PBO2176	953373
Express	7	100mm	PBO2177	953374
MFP5	5	96mm	PBO1562	942802

Material: 3cm
Bore: 35mm
R (Radius): 15mm



Z20 2 CM

Wheel Type	Position	O.D.	Product Code	Part #
Segmented	1	78 x 35mm	PB123190	929401
Continuous Rim	2	80mm	PB122876	929402
Continuous Rim	3	80mm	PB122877	929403
Continuous Rim	4	80mm	PB122878	929404
Magic	5	60mm	PB69193	953860
Magic	6	60mm	PB69194	953861
Express	5	80mm	PBO2190	953387
Express	6	80mm	PBO2191	953388
Express	7	80mm	PBO2192	953389
MFP5	5	60mm	PBO1504	942861

Material: 2cm
Bore: 35mm



Z30 3 CM

Wheel Type	Position	O.D.	Product Code	Part #
Segmented	1	78mm	PB122575	929124
Continuous Rim	2	80mm	PB122576	929125
Continuous Rim	3	80mm	PB122577	929126
Continuous Rim	4	80mm	PB122636	929127
Magic	5	80mm	PB69196	953622
Magic	6	80mm	PB69197	953623
Express	5	80mm	PBO2198	953390
Express	6	80mm	PBO2193	953391
Express	7	80mm	PBO2194	953392
MFP5	5	60mm	PBO1505	942862

Material: 3cm
Bore: 35mm



Z40 4 CM

Wheel Type	Position	O.D.	Product Code	Part #
Segmented	1	78mm	PB123323	929209
Continuous Rim	2	80mm	PB122599	929210
Continuous Rim	3	80mm	PB122600	929211
Continuous Rim	4	80mm	PB122635	929212
Magic	5	80mm	PB69196	953638
Magic	6	80mm	PB69197	953639
Express	5	80mm	PBO2195	953426
Express	6	80mm	PBO2196	953394
Express	7	80mm	PBO2197	953395
MFP5	5	60mm	PBO1506	942863

Material: 4cm
Bore: 35mm




80 Series Profile Wheels

« FAST LINE »

Z60 6 CM

Wheel Type	Position	O.D.	Product Code	Part #
Segmented	1	80mm	PB123129	929457
Continuous Rim	2	80mm	PB123297	929458
Continuous Rim	3	80mm	PB123298	929459
Continuous Rim	4	80mm	PB123299	929460
Magic	5			N/A
Magic	6			N/A
Express	5	80mm	PBO2307	953435
Express	6	80mm	PBO2308	953393
Express	7	80mm	PBO2309	953396
MFP5	5	80mm	PBO1602	927001


Material: 6cm
Bore: 35mm



Z90 9 CM

Wheel Type	Position	O.D.	Product Code	Part #
Segmented	1	80mm	PB124039	960709
Continuous Rim	2	80mm	PB124040	960710
Continuous Rim	3	80mm	PB124041	960711
Continuous Rim	4	80mm	PB124042	960712
Magic	5			N/A
Magic	6			N/A
Express	5	80mm	PBO21313	960713
Express	6	80mm	PBO21314	960714
Express	7	80mm	PBO21315	960715
MFP5	5	80mm	N/A	

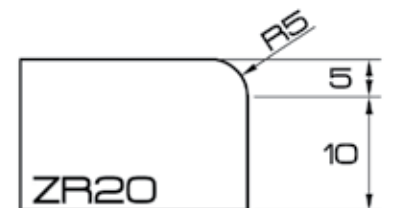
Material: 9cm
Bore: 35mm



ZR20 2 CM

Wheel Type	Position	O.D.	Product Code	Part #
Continuous Rim	1	85mm	PB122887	929405
Continuous Rim	2	85mm	PB122888	929406
Continuous Rim	3	85mm	PB122889	929407
Continuous Rim	4	85mm	PB122890	929408
Magic	5	80mm	PB69199	N/A
Magic	6	80mm	PB69200	N/A
Express	5	80mm	PBO2199	953432
Express	6	80mm	PBO2200	953397
Express	7	80mm	PBO2201	953398
MFP5	5	85mm	PBO1567	942864

Material: 2cm
Bore: 35mm
R (Radius): 5mm



ZR30 3 CM

Wheel Type	Position	O.D.	Product Code	Part #
Continuous Rim	1	80mm	PB122623	929120
Continuous Rim	2	80mm	PB122624	929121
Continuous Rim	3	80mm	PB122625	929122
Continuous Rim	4	80mm	PB122646	929123
Magic	5	80mm	PB69199	953624
Magic	6	80mm	PB69200	953625
Express	5	80mm	PBO2202	953399
Express	6	80mm	PBO2203	953400
Express	7	80mm	PBO2204	953401
MFP5	5	80mm	PBO1568	942800

Material: 3cm
Bore: 35mm
R (Radius): 5mm

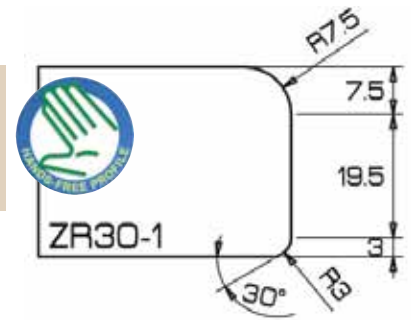




ZR30-1 3 CM

Wheel Type	Position	O.D.	Product Code	Part #
Segmented	1	86mm	PB123778	960683
Continuous Rim	2	86mm	PB123779	960684
Continuous Rim	3	80mm	PB123780	960685
Continuous Rim	4	80mm	PB123781	960686
Magic	5	80mm	PB69295	953872
Magic	6	80mm	PB69296	953873
Express	5	80mm	PBO2284	960687
Express	6	80mm	PBO2285	960688
Express	7	80mm	PBO2286	960689
MFP5	5	80mm	PBO1620	N/A

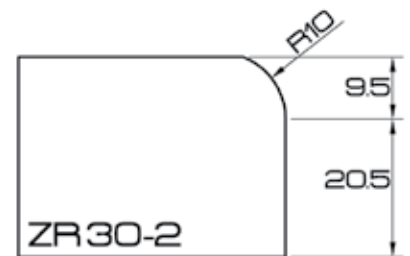
Material: 3cm
 Bore: 35mm
 R 1 (Radius): 7.5mm
 R 2: 3mm



ZR30-2 3 CM

Wheel Type	Position	O.D.	Product Code	Part #
Continuous Rim	1	93mm	PB122617	929213
Continuous Rim	2	93mm	PB122618	929214
Continuous Rim	3	93mm	PB122619	929215
Continuous Rim	4	93mm	PB122649	929216
Magic	5	90mm	PB69205	953640
Magic	6	90mm	PB69206	953641
Express	5	83mm	PBO2205	953402
Express	6	83mm	PBO2206	953403
Express	7	83mm	PBO2207	953404
MFP5	5	93mm	PBO1569	942865

Material: 3cm
 Bore: 35mm
 R (Radius): 10mm



ZR30-3 3 CM

Wheel Type	Position	O.D.	Product Code	Part #
Continuous Rim	1	80mm	PB123028	929714
Continuous Rim	2	80mm	PB123029	929715
Continuous Rim	3	80mm	PB123030	929716
Continuous Rim	4	80mm	PB123031	929717
Magic	5	90mm	PB69208	953746
Magic	6	90mm	PB69209	953747
Express	5	82mm	PBO2208	953405
Express	6	82mm	PBO2209	953406
Express	7	82mm	PBO2210	953407
MFP5	5	80mm	PBO1570	942866

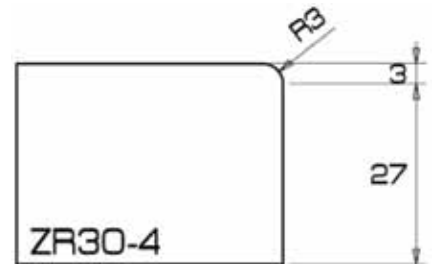
Material: 3cm
 Bore: 35mm
 R (Radius): 7.5mm



ZR30-4 3 CM

Wheel Type	Position	O.D.	Product Code	Part #
Segmented	1	80mm	PB123196	929727
Continuous Rim	2	80mm	PB123197	929728
Continuous Rim	3	80mm	PB123198	929729
Continuous Rim	4	80mm	PB123199	929730
Magic	5	80mm	PB69259	953800
Magic	6	80mm	PB69260	953801
Express	5	80mm	PBO2256	953769
Express	6	80mm	PBO2257	953770
Express	7	80mm	PBO2258	953771
MFP5	5	80mm		N/A

Material: 3cm
 Bore: 35mm
 R (Radius): 3mm



80 Series Profile Wheels

FAST LINE

ZR30-12 3 CM

Wheel Type	Position	O.D.	Product Code	Part #
Segmented	1	93mm	PB122617	929213
Continuous Rim	2	93mm	PB123980	915125
Continuous Rim	3	93mm	PB123981	915126
Continuous Rim	4	93mm	PB123982	915127
Magic	5	80mm	PB691112	953880
Magic	6	80mm	PB691113	953881
Express	5	85mm	PBO21332	915128
Express	6	85mm	PBO21333	915129
Express	7	85mm	PBO21334	915130
MFP5	5	85mm		915131

Material: 3cm
Bore: 35mm
R1 (Radius): 10mm
R2: 3mm



ZR40 4 CM

Wheel Type	Position	O.D.	Product Code	Part #
Continuous Rim	1	80mm	PB122899	929409
Continuous Rim	2	80mm	PB122900	929410
Continuous Rim	3	80mm	PB122901	929411
Continuous Rim	4	80mm	PB122902	929412
Magic	5	80mm	PB69211	953748
Magic	6	80mm	PB69212	953749
Express	5	80mm	PBO2211	953408
Express	6	80mm	PBO2212	953409
Express	7	80mm	PBO2213	953410
MFP5	5	80mm	PBO1571	942867

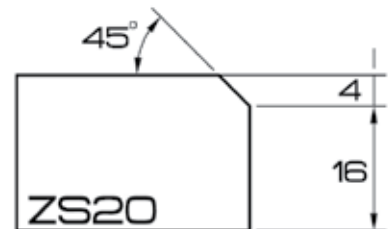
Material: 4cm
Bore: 35mm
R (Radius): 5mm



ZS20 2 CM

Wheel Type	Position	O.D.	Product Code	Part #
Continuous Rim	1	82mm	PB122903	929453
Continuous Rim	2	82mm	PB122904	929454
Continuous Rim	3	82mm	PB122905	929455
Continuous Rim	4	82mm	PB122906	929456
Magic	5	80mm	PB69214	953750
Magic	6	80mm	PB69215	953751
Express	5	72mm	PBO2214	953411
Express	6	72mm	PBO2215	953412
Express	7	72mm	PBO2216	953413
MFP5	5	82mm	PBO1572	942868

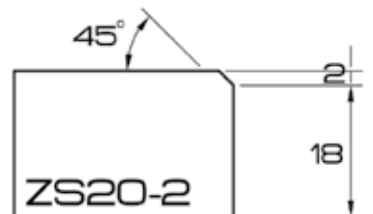
Material: 2cm
Bore: 35mm
L1 (Length): 4mm
L2: 16mm



ZS20-2 2 CM

Wheel Type	Position	O.D.	Product Code	Part #
Continuous Rim	1	78mm	PB123682	935136
Continuous Rim	2	78mm	PB123683	935137
Continuous Rim	3	78mm	PB123684	935138
Continuous Rim	4	78mm	PB123685	935139
Magic	5	80mm	PB69226	953862
Magic	6	80mm	PB69227	953863
Express	5	70mm	PBO2232	953414
Express	6	70mm	PBO2233	953415
Express	7	70mm	PBO2234	953416
MFP5	5	78mm	PBO1578	N/A

Material: 2cm
Bore: 35mm
L1 (Length): 2mm
L2 (Length): 18mm
 α : 45°

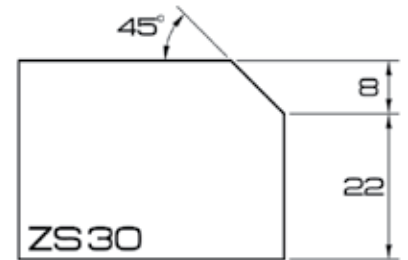




ZS30 3 CM

Wheel Type	Position	O.D.	Product Code	Part #
Continuous Rim	1	90mm	PB122620	929193
Continuous Rim	2	90mm	PB122621	929194
Continuous Rim	3	90mm	PB122622	929195
Continuous Rim	4	90mm	PB122644	929196
Magic	5	80mm	PB69217	953679
Magic	6	80mm	PB69218	953680
Express	5	80mm	PBO2217	953417
Express	6	80mm	PBO2218	953418
Express	7	80mm	PBO2219	953419
MFP5	5	90mm	PBO1573	942869


Material: 3cm
 Bore: 35mm
 L1 (Length): 8mm
 L2 (Length): 22mm
 α : 45°



ZS30-1 3 CM

Wheel Type	Position	O.D.	Product Code	Part #
Continuous Rim	1	90mm	PB122620	929193
Continuous Rim	2	90mm	PB123319	929554
Continuous Rim	3	90mm	PB123320	929555
Continuous Rim	4	90mm	PB123321	929556
Magic	5	80mm	PB69220	953752
Magic	6	80mm	PB69221	953753
Express	5	80mm	PBO2220	953420
Express	6	80mm	PBO2221	953421
Express	7	80mm	PBO2222	953422
MFP5	5	90mm	PBO1574	942870

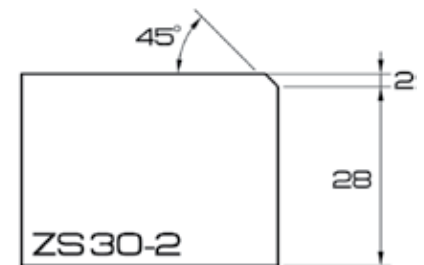
Material: 3cm
 Bore: 35mm
 L1 (Length): 10mm
 L2 (Length): 18mm
 R (Radius): 3mm
 α : 45°



ZS30-2 3 CM

Wheel Type	Position	O.D.	Product Code	Part #
Continuous Rim	1	80mm	PB123370	935140
Continuous Rim	2	80mm	PB123371	935141
Continuous Rim	3	80mm	PB123372	935142
Continuous Rim	4	80mm	PB123373	935143
Magic	5	80mm	PB69229	953864
Magic	6	80mm	PB69230	953865
Express	5	70mm	PBO2235	953423
Express	6	70mm	PBO2236	953424
Express	7	70mm	PBO2237	953425
MFP5	5	80mm	PBO1579	N/A

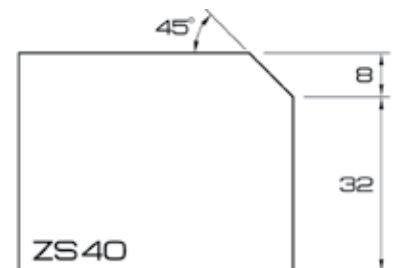
Material: 3cm
 Bore: 35mm
 L1 (Length): 2mm
 L2 (Length): 28mm
 α : 45°



ZS40 4 CM

Wheel Type	Position	O.D.	Product Code	Part #
Continuous Rim	1	90mm	PB122911	929261
Continuous Rim	2	90mm	PB122912	929262
Continuous Rim	3	90mm	PB122913	929263
Continuous Rim	4	90mm	PB122914	929264
Magic	5	80mm	PB69223	953681
Magic	6	80mm	PB69224	953682
Express	5	80mm	PBO2223	953433
Express	6	80mm	PBO2224	953427
Express	7	80mm	PBO2225	953428
MFP5	5	90mm	PBO1575	942871

Material: 4cm
 Bore: 35mm
 L1 (Length): 8mm
 L2 (Length): 32mm
 α : 45°



40 Series Profile Wheels

◀ TWIST LINE ▶



◀ 40 SERIES PROFILE WHEELS ▶

40mm minimum diameter profile wheels



◀ MAGIC™ POLISHING WHEELS ▶



◀ EXPRESS™ POLISHING WHEELS ▶

**Working parameters for ADI UHS 40 Series Profile Wheels
(Granite and Engineered Stone)**

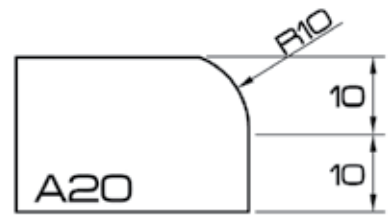
Position	Type	Slab Thickness	RPM	Stock Removal		Feed Rate	
				(mm)	(Inches)	(mm)	(Inches)
1	METAL	2cm-4cm	5,500-6,000	0.4mm	0.016"	1,500mm-3,000mm	59"-118"
2	METAL	2cm-4cm	5,500-6,000	0.2mm	0.008"	1,500mm-4,000mm	32"-39"
3	METAL	2cm-4cm	5,500-6,000	0.1mm	0.004"	1,500mm-4,000mm	59"-157"
4	METAL	2cm-4cm	4,800-5,300	0.05mm	0.002"	1,000mm-1,500mm	39"-59"
5	METAL	2cm-4cm	4,000-4,500	0.03mm	0.001"	1,000mm	39"
5	EXPRESS	2cm-4cm	2,800-3,500	0.03mm	0.001"	1,200mm-1,500mm	47"-59"
6	EXPRESS	2cm-4cm	2,800-3,500	0.03mm	0.001"	1,200mm-1,500mm	47"-59"
7	EXPRESS	2cm-4cm	2,800-3,500	0.03mm	0.001"	1,200mm-1,500mm	47"-59"
5	MAGIC*	2cm-4cm	2,800-3,500	N/A	N/A	1,000mm-1,200mm	39"-47"
6	MAGIC*	2cm-4cm	2,800-3,500	N/A	N/A	1,000mm-1,200mm	39"-47"
*Auto Compensation for MAGIC POLISHING WHEELS: 0.008mm / 0.00032"							



A20 2 CM

Bit Type	Position	M.D.	Product Code	Part #
Segmented	1	40mm	PB161209	927306
Continuous Rim	2	40mm	PB161210	927307
Continuous Rim	3	40mm	PB161211	927308
Continuous Rim	4	40mm	PB161212	927309
Magic	5	45mm	PB68001	927310
Magic	6	45mm	PB68002	927311
Express	5	40mm	PB02601	927312
Express	6	40mm	PB02602	927313
Express	7	40mm	PB02603	927314
MFP5	5	40mm	PB11501	927315

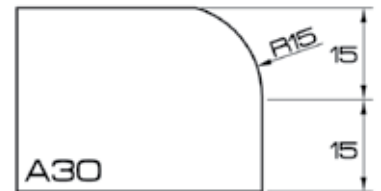
Material: 2cm
Bore: 22mm
R (Radius): 10mm



A30 3 CM

Bit Type	Position	M.D.	Product Code	Part #
Segmented	1	40mm	PB161097	927316
Continuous Rim	2	40mm	PB161098	927317
Continuous Rim	3	40mm	PB161099	927318
Continuous Rim	4	40mm	PB161100	927319
Magic	5	45mm	PB68004	927320
Magic	6	45mm	PB68005	927321
Express	5	40mm	PB02649	927322
Express	6	40mm	PB02650	927323
Express	7	40mm	PB02651	927324
MFP5	5	40mm	PB11502	927325

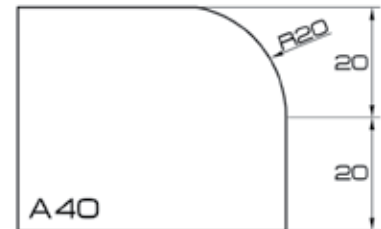
Material: 3cm
Bore: 22mm
R (Radius): 15mm



A40 4 CM

Bit Type	Position	M.D.	Product Code	Part #
Segmented	1	40mm	PB161292	929955
Continuous Rim	2	40mm	PB161293	929956
Continuous Rim	3	40mm	PB161294	929957
Continuous Rim	4	40mm	PB161295	929958
Magic	5	45mm	PB68007	953812
Magic	6	45mm	PB68008	953813
Express	5	40mm	PB02607	953778
Express	6	40mm	PB02608	953779
Express	7	40mm	PB02609	953780
MFP5	5	40mm	PB11506	942877

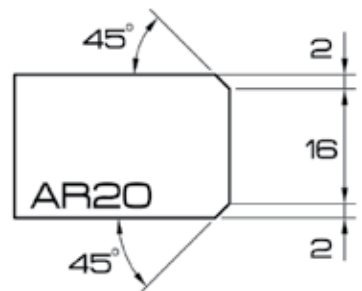
Material: 4cm
Bore: 22mm
R (Radius): 20mm



AR20 2 CM

Bit Type	Position	M.D.	Product Code	Part #
Segmented	1	40mm	PB16123	927326
Continuous Rim	2	40mm	PB16124	927327
Continuous Rim	3	40mm	PB16125	927328
Continuous Rim	4	40mm	PB16126	927329
Magic	5	45mm	PB68010	927330
Magic	6	45mm	PB68011	927331
Express	5	40mm	PB02664	927332
Express	6	40mm	PB02665	927333
Express	7	40mm	PB02666	927334
MFP5	5	40mm	PB11503	927335

Material: 2cm
Bore: 22mm
L1 (Length): 2mm
L2 (Length): 16mm



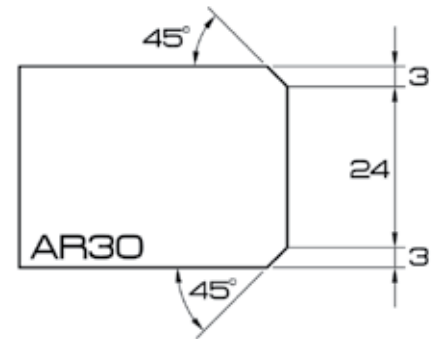
40 Series Profile Wheels

◀ TWIST LINE ▶

AR30 3 CM

Bit Type	Position	M.D.	Product Code	Part #
Continuous Rim	1	40mm	PB161185	929578
Continuous Rim	2	40mm	PB161186	929579
Continuous Rim	3	40mm	PB161187	929580
Continuous Rim	4	40mm	PB161188	929581
Magic	5	45mm	PB68013	927336
Magic	6	45mm	PB68014	927337
Express	5	40mm	PBO2667	927338
Express	6	40mm	PBO2668	927339
Express	7	40mm	PBO2669	927340
MFP5	5	40mm	PB11504	927341

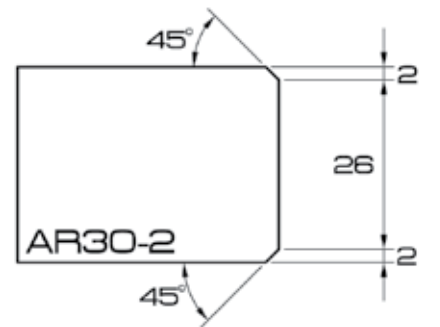
Material: 3cm
Bore: 22mm
L1 (Length): 3mm
L2 (Length): 24mm



AR30-2 3 CM

Bit Type	Position	M.D.	Product Code	Part #
Continuous Rim	1	40mm	PB161217	927342
Continuous Rim	2	40mm	PB161218	927343
Continuous Rim	3	40mm	PB161219	927344
Continuous Rim	4	40mm	PB161220	927345
Magic	5	45mm	PB68016	927346
Magic	6	45mm	PB68017	927347
Express	5	40mm	PBO2682	927348
Express	6	40mm	PBO2683	927349
Express	7	40mm	PBO2684	927350
MFP5	5	40mm	PB11505	927351

Material: 3cm
Bore: 22mm
L1 (Length): 2mm
L2 (Length): 26mm



B20 2 CM

Bit Type	Position	M.D.	Product Code	Part #
Segmented	1	40mm	PB161169	929959
Continuous Rim	2	40mm	PB161170	929960
Continuous Rim	3	40mm	PB161171	929961
Continuous Rim	4	40mm	PB161172	929962
Magic	5	45mm	PB68019	953814
Magic	6	45mm	PB68021	953815
Express	5	40mm	PBO2610	953781
Express	6	40mm	PBO2611	953782
Express	7	40mm	PBO2612	953783
MFP5	5	40mm	PB11531	942878

Material: 2cm
Bore: 22mm
R (Radius): 20mm



B30 3 CM

Bit Type	Position	M.D.	Product Code	Part #
Segmented	1	40mm	PB161316	929963
Continuous Rim	2	40mm	PB161317	929964
Continuous Rim	3	40mm	PB161318	929965
Continuous Rim	4	40mm	PB161319	929966
Magic	5	45mm	PB68022	953816
Magic	6	45mm	PB68023	953817
Express	5	40mm	PBO2631	953784
Express	6	40mm	PBO2632	953785
Express	7	40mm	PBO2633	953786
MFP5	5	40mm	PB11532	942879

Material: 3cm
Bore: 22mm
R (Radius): 30mm





F20 2 CM

Wheel Type	Position	M.D.	Product Code	Part #
Segmented	1	40mm	PB161296	929967
Continuous Rim	2	40mm	PB161297	929968
Continuous Rim	3	40mm	PB161298	929969
Continuous Rim	4	40mm	PB161299	929970
Magic	5	45mm	PB68025	953818
Magic	6	45mm	PB68026	953819
Express	5	40mm	PBO2613	953787
Express	6	40mm	PBO2614	953788
Express	7	40mm	PBO2615	953789
MFP5	5	40mm	PB11507	942880

Material: 2cm
Bore: 22mm
R 1 (Radius): 10mm
R 2: 10mm



F30 3 CM

Wheel Type	Position	M.D.	Product Code	Part #
Continuous Rim	1	40mm	PB161269	929971
Continuous Rim	2	40mm	PB161270	929972
Continuous Rim	3	40mm	PB161271	929973
Continuous Rim	4	40mm	PB161272	929974
Magic	5	45mm	PB68028	953820
Magic	6	45mm	PB68029	953821
Express	5	40mm	PBO2619	953790
Express	6	40mm	PBO2620	953791
Express	7	40mm	PBO2621	953792
MFP5	5	40mm	PB11508	942881

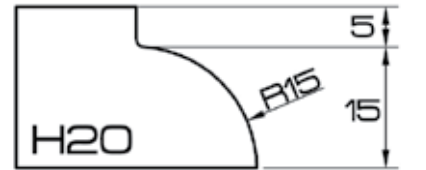
Material: 3cm
Bore: 22mm
R 1 (Radius): 15mm
R 2: 15mm



H20 2 CM

Wheel Type	Position	M.D.	Product Code	Part #
Segmented	1	40mm	PB161300	929975
Continuous Rim	2	40mm	PB161301	929976
Continuous Rim	3	40mm	PB161302	929977
Continuous Rim	4	40mm	PB161303	929978
Magic	5	45mm	PB68031	953822
Magic	6	45mm	PB68032	953823
Express	5	40mm	PBO2622	953793
Express	6	40mm	PBO2623	953794
Express	7	40mm	PBO2624	953795
MFP5	5	40mm	PB11509	942882

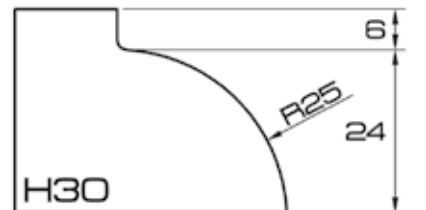
Material: 2cm
Bore: 22mm
R (Radius): 15mm



H30 3 CM

Wheel Type	Position	M.D.	Product Code	Part #
Segmented	1	40mm	PB161200	929979
Continuous Rim	2	40mm	PB161201	929980
Continuous Rim	3	40mm	PB161202	929981
Continuous Rim	4	40mm	PB161203	929982
Magic	5	45mm	PB68034	953826
Magic	6	45mm	PB68035	953827
Express	5	40mm	PBO2625	953796
Express	6	40mm	PBO2626	953797
Express	7	40mm	PBO2627	953798
MFP5	5	40mm	PB11523	942883

Material: 3cm
Bore: 22mm
R (Radius): 25mm



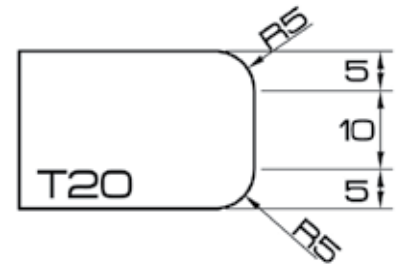
40 Series Profile Wheels

◀ TWIST LINE ▶

T20 2 CM

Wheel Type	Position	M.D.	Product Code	Part #
Segmented	1	40mm	PB161304	929983
Continuous Rim	2	40mm	PB161305	929984
Continuous Rim	3	40mm	PB161306	929985
Continuous Rim	4	40mm	PB161307	929986
Magic	5	45mm	PBO8037	927356
Magic	6	45mm	PBO8038	927357
Express	5	40mm	PBO2628	927358
Express	6	40mm	PBO2629	927359
Express	7	40mm	PBO2630	927360
MFP5	5	40mm	PB11524	927361

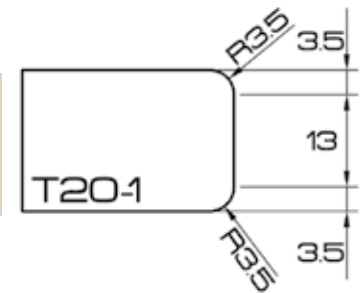
Material: 2cm
Bore: 22mm
R (Radius): 5mm



T20-1 2 CM

Wheel Type	Position	M.D.	Product Code	Part #
Segmented	1	40mm	PB16898	927352
Continuous Rim	2	40mm	PB16899	927353
Continuous Rim	3	40mm	PB16900	927354
Continuous Rim	4	40mm	PB16901	927355
Magic	5	45mm	N/A	N/A
Magic	6	45mm	N/A	N/A
Express	5	40mm	PBO2616	953547
Express	6	40mm	PBO2617	953548
Express	7	40mm	PBO2618	953549
MFP5	5	40mm	N/A	N/A

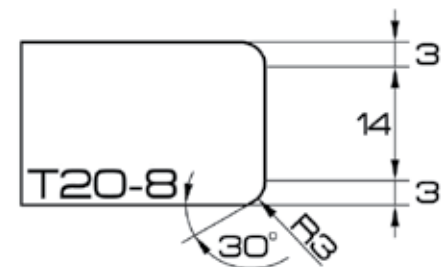
Material: 2cm
Bore: 22mm
R (Radius): 3.5mm



T20-8 2 CM

Wheel Type	Position	M.D.	Product Code	Part #
Segmented	1	40mm	PB161221	927362
Continuous Rim	2	40mm	PB161222	927363
Continuous Rim	3	40mm	PB161223	927364
Continuous Rim	4	40mm	PB161224	927365
Magic	5	45mm	PB68040	927366
Magic	6	45mm	PB68041	927367
Express	5	40mm	PBO2688	927368
Express	6	40mm	PBO2689	927369
Express	7	40mm	PBO2690	927370
MFP5	5	40mm	PB11520	927371

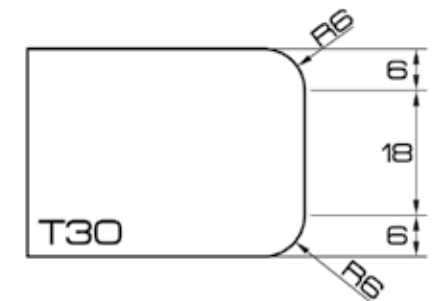
Material: 2cm
Bore: 22mm
R 1 (Radius): 3mm
R 2: 3mm



T30 3 CM

Wheel Type	Position	M.D.	Product Code	Part #
Segmented	1	40mm	PB161229	927372
Continuous Rim	2	40mm	PB161230	927373
Continuous Rim	3	40mm	PB161231	927374
Continuous Rim	4	40mm	PB161232	927375
Magic	5	45mm	PB68043	953727
Magic	6	45mm	PB68044	953728
Express	5	40mm	PBO2661	927378
Express	6	40mm	PBO2662	927379
Express	7	40mm	PBO2663	927380
MFP5	5	40mm	PB11507	927381

Material: 3cm
Bore: 22mm
R (Radius): 6mm

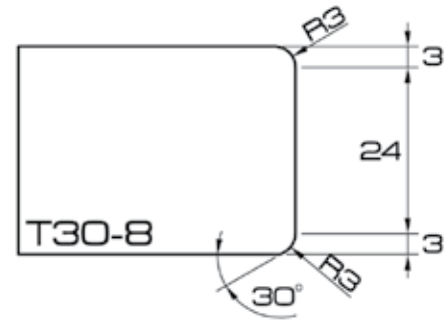




T30-8 3 CM

Wheel Type	Position	M.D.	Product Code	Part #
Segmented	1	40mm	PB161225	927382
Continuous Rim	2	40mm	PB161226	927383
Continuous Rim	3	40mm	PB161227	927384
Continuous Rim	4	40mm	PB161228	927385
Magic	5	45mm	PB68046	927386
Magic	6	45mm	PB68047	927387
Express	5	40mm	PBO2670	927388
Express	6	40mm	PBO2671	927389
Express	7	40mm	PBO2672	927390
MFP5	5	40mm	PB11521	927391

Material: 3cm
 Bore: 22mm
 R 1 (Radius): 3mm
 R 2: 3mm



V20 2 CM

Wheel Type	Position	M.D.	Product Code	Part #
Segmented	1	40mm	PB161121	929987
Continuous Rim	2	40mm	PB161122	929988
Continuous Rim	3	40mm	PB161123	929989
Continuous Rim	4	40mm	PB161124	929990
Magic	5	45mm	PB68049	953828
Magic	6	45mm	PB68050	953829
Express	5	40mm	PBO2637	957100
Express	6	40mm	PBO2638	957101
Express	7	40mm	PBO2639	957102
MFP5	5	40mm	PB11526	942886

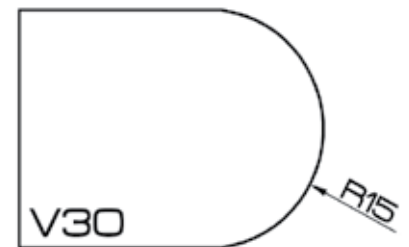
Material: 2cm
 Bore: 22mm
 R (Radius): 10mm



V30 3 CM

Wheel Type	Position	M.D.	Product Code	Part #
Segmented	1	40mm	PB161125	927392
Continuous Rim	2	40mm	PB161126	927393
Continuous Rim	3	40mm	PB161127	927394
Continuous Rim	4	40mm	PB161128	927395
Magic	5	45mm	PB68052	927396
Magic	6	45mm	PB68053	927397
Express	5	40mm	PBO2640	927398
Express	6	40mm	PBO2641	927399
Express	7	40mm	PBO2642	927400
MFP5	5	40mm	PB11509	927401

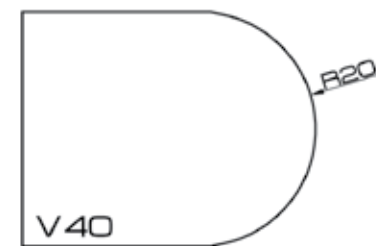
Material: 3cm
 Bore: 22mm
 R (Radius): 15mm



V40 4 CM

Wheel Type	Position	M.D.	Product Code	Part #
Segmented	1	40mm	PB161129	929991
Continuous Rim	2	40mm	PB161130	929992
Continuous Rim	3	40mm	PB161131	929993
Continuous Rim	4	40mm	PB161132	929994
Magic	5	45mm	PB68055	953830
Magic	6	45mm	PB68056	953831
Express	5	40mm	PBO2643	957103
Express	6	40mm	PBO2644	957104
Express	7	40mm	PBO2645	957105
MFP5	5	40mm	PB11528	942887

Material: 4cm
 Bore: 22mm
 R (Radius): 20mm



40 Series Profile Wheels

◀ TWIST LINE ▶

Z20 2 CM

Wheel Type	Position	M.D.	Product Code	Part #
Segmented	1	40mm	PB161113	927402
Continuous Rim	2	40mm	PB161114	927403
Continuous Rim	3	40mm	PB161115	927404
Continuous Rim	4	40mm	PB161116	927405
Magic	5	45mm	PB68058	927406
Magic	6	45mm	PB68059	927407
Express	5	40mm	PB02646	927408
Express	6	40mm	PB02647	927409
Express	7	40mm	PB02648	927410
MFP5	5	40mm	PB11510	927411

Material: 2cm
Bore: 22mm



Z30 3 CM

Wheel Type	Position	M.D.	Product Code	Part #
Segmented	1	40mm	PB16886	927412
Continuous Rim	2	40mm	PB16887	927413
Continuous Rim	3	40mm	PB16888	927414
Continuous Rim	4	40mm	PB16889	927415
Magic	5	45mm	PB68058	953675
Magic	6	45mm	PB68059	953676
Express	5	40mm	PB02604	927418
Express	6	40mm	PB02605	927419
Express	7	40mm	PB02606	927420
MFP5	5	40mm	PB11511	927421

Material: 3cm
Bore: 22mm



Z40 4 CM

Wheel Type	Position	M.D.	Product Code	Part #
Segmented	1	40mm	PB161117	927422
Continuous Rim	2	40mm	PB161118	927423
Continuous Rim	3	40mm	PB161119	927424
Continuous Rim	4	40mm	PB161120	927425
Magic	5	45mm	PB68058	927426
Magic	6	45mm	PB68059	927427
Express	5	40mm	PB02652	927428
Express	6	40mm	PB02653	927429
Express	7	40mm	PB02654	927430
MFP5	5	40mm	PB11512	927431

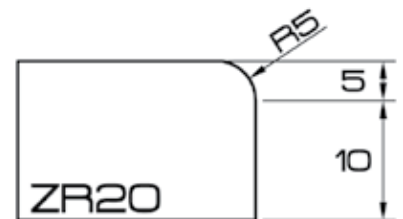
Material: 4cm
Bore: 22mm



ZR20 2 CM

Wheel Type	Position	M.D.	Product Code	Part #
Continuous Rim	1	40mm	PB161133	927432
Continuous Rim	2	40mm	PB161134	927433
Continuous Rim	3	40mm	PB161135	927434
Continuous Rim	4	40mm	PB161136	927435
Magic	5	45mm	PB68064	927436
Magic	6	45mm	PB68065	927437
Express	5	40mm	PB02655	927438
Express	6	40mm	PB02656	927439
Express	7	40mm	PB02657	927440
MFP5	5	40mm	PB11513	927441

Material: 2cm
Bore: 22mm
R (Radius): 5mm

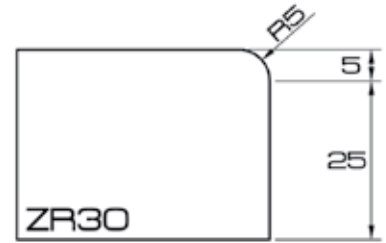




ZR30 3 CM

Wheel Type	Position	M.D.	Product Code	Part #
Continuous Rim	1	40mm	PB161101	929900
Continuous Rim	2	40mm	PB161102	929901
Continuous Rim	3	40mm	PB161103	929902
Continuous Rim	4	40mm	PB161104	929903
Magic	5	45mm	PB68064	953723
Magic	6	45mm	PB68065	953724
Express	5	40mm	PBO2658	953538
Express	6	40mm	PBO2659	953539
Express	7	40mm	PBO2660	953540
MFP5	5	40mm	PB11514	927442

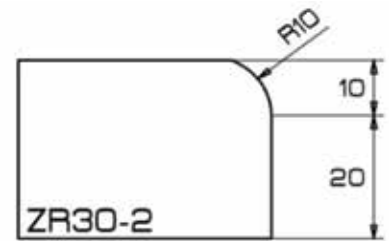
Material: 3cm
Bore: 22mm
R (Radius): 5mm



ZR30-2 3 CM

Wheel Type	Position	M.D.	Product Code	Part #
Segmented	1	40mm	PB161281	943006
Continuous Rim	2	40mm	PB161282	943007
Continuous Rim	3	40mm	PB161283	943008
Continuous Rim	4	40mm	PB161284	943009
Magic	5	40mm	PB68082	953735
Magic	6	40mm	PB68083	953736
Express	5	40mm	PBO2706	953588
Express	6	40mm	PBO2707	953580
Express	7	40mm	PBO2708	953581
MFP5	5	40mm	PB11522	942876

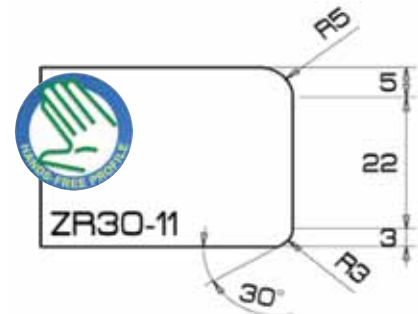
Material: 3cm
Bore: 22mm
R (Radius): 10mm



ZR30-11 3 CM

Wheel Type	Position	M.D.	Product Code	Part #
Segmented	1	40mm	PB161320	943035
Continuous Rim	2	40mm	PB161321	943036
Continuous Rim	3	40mm	PB161322	943037
Continuous Rim	4	40mm	PB161323	943038
Magic	5	40mm	N/A	N/A
Magic	6	40mm	N/A	N/A
Express	5	40mm	PBO2715	957109
Express	6	40mm	PBO2716	957110
Express	7	40mm	PBO2717	957111
MFP5	5	40mm	N/A	N/A

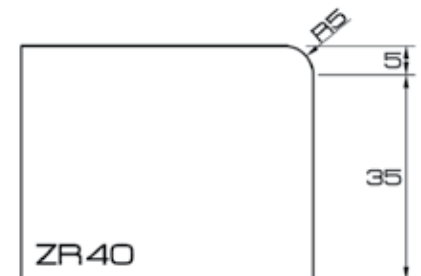
Material: 3cm
Bore: 22mm
R (Radius): 5mm



ZR40 4 CM

Wheel Type	Position	M.D.	Product Code	Part #
Continuous Rim	1	40mm	PB161137	927443
Continuous Rim	2	40mm	PB161138	927444
Continuous Rim	3	40mm	PB161139	927445
Continuous Rim	4	40mm	PB161140	927446
Magic	5	45mm	PB68067	927447
Magic	6	45mm	PB68068	927448
Express	5	40mm	PBO2634	927449
Express	6	40mm	PBO2635	927450
Express	7	40mm	PBO2636	927451
MFP5	5	40mm	PB11515	927452

Material: 4cm
Bore: 22mm
R (Radius): 5mm



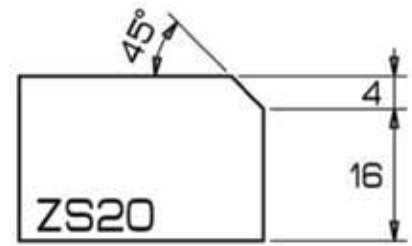
40 Series Profile Wheels

◀ TWIST LINE ▶

ZS20 4 CM

Wheel Type	Position	M.D.	Product Code	Part #
Segmented	1	40mm	PB161233	927453
Continuous Rim	2	40mm	PB161234	927454
Continuous Rim	3	40mm	PB161235	927455
Continuous Rim	4	40mm	PB161236	927456
Magic	5	45mm	PB68070	927457
Magic	6	45mm	PB68071	927458
Express	5	40mm	PBO2673	927459
Express	6	40mm	PBO2674	927460
Express	7	40mm	PBO2675	927461
MFP5	5	40mm	PB11516	N/A

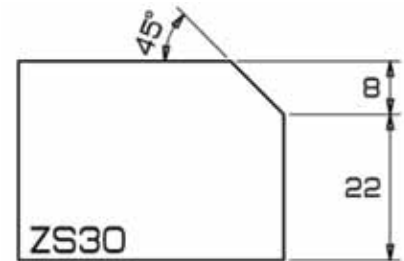
Material: 4cm
Bore: 22mm
R (Radius): 5mm
L1 (Length): 4mm
L2: 16mm



ZS30 4 CM

Wheel Type	Position	M.D.	Product Code	Part #
Segmented	1	40mm	PB161241	927463
Continuous Rim	2	40mm	PB161242	927464
Continuous Rim	3	40mm	PB161243	927465
Continuous Rim	4	40mm	PB161244	927466
Magic	5	45mm	PB68073	927467
Magic	6	45mm	PB68074	927468
Express	5	40mm	PBO2676	927469
Express	6	40mm	PBO2677	927470
Express	7	40mm	PBO2678	927471
MFP5	5	40mm	PB11518	927472

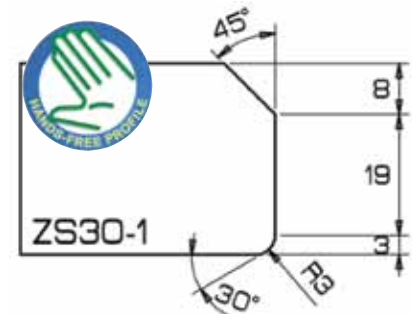
Material: 4cm
Bore: 22mm
R (Radius): 5mm
L1 (Length): 8mm
L2: 22mm



ZS30-1 4 CM

Wheel Type	Position	M.D.	Product Code	Part #
Segmented	1	40mm	PB161237	927473
Continuous Rim	2	40mm	PB161238	927474
Continuous Rim	3	40mm	PB161239	927475
Continuous Rim	4	40mm	PB161240	927476
Magic	5	45mm	PB68076	927477
Magic	6	45mm	PB68077	927478
Express	5	40mm	PBO2694	927479
Express	6	40mm	PBO2695	927480
Express	7	40mm	PBO2696	927481
MFP5	5	40mm	PB11517	927482

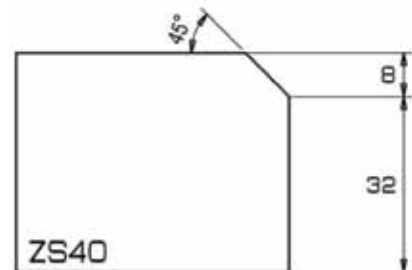
Material: 4cm
Bore: 22mm
R (Radius): 5mm
L1 (Length): 8mm
L2: 19mm



ZS40 4 CM

Wheel Type	Position	M.D.	Product Code	Part #
Segmented	1	40mm	PB161245	927483
Continuous Rim	2	40mm	PB161246	927484
Continuous Rim	3	40mm	PB161247	924118
Continuous Rim	4	40mm	PB161248	924119
Magic	5	45mm	PB68079	924120
Magic	6	45mm	PB68080	924121
Express	5	40mm	PBO2679	924122
Express	6	40mm	PBO2680	924123
Express	7	40mm	PBO2681	924124
MFP5	5	40mm	PBO1519	924125

Material: 4cm
Bore: 22mm
R (Radius): 5mm
L1 (Length): 8mm
L2: 32mm





◀ **20 SERIES PROFILE BITS** ▶

20mm minimum diameter profile bits



◀ **EXPRESS™ POLISHING BITS** ▶

20mm minimum diameter polishing bits

**Working parameters for ADI UHS 20 Series Profile Wheels
(Granite and Engineered Stone)**

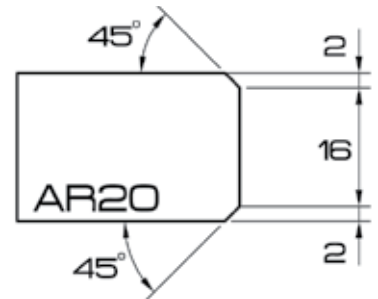
Position	Type	Slab Thickness	RPM	Stock Removal (mm)	Stock Removal (Inches)	Feed Rate (mm)	Feed Rate (Inches)
1	METAL	2cm-4cm	6,500-7,000	0.4mm	0.016"	800mm-1,000mm	32"-39"
2	METAL	2cm-4cm	6,500-7,000	0.2mm	0.008"	800mm-1,000mm	32"-39"
3	METAL	2cm-4cm	6,500-7,000	0.1mm	0.004"	800mm-1,000mm	32"-39"
4	METAL	2cm-4cm	6,500-7,000	0.05mm	0.002"	800mm	32"
5	ERASER	2cm-4cm	5,500-6,000	0.05mm	0.001"	800mm	32"
5	EXPRESS	2cm-4cm	3,300-3,800	0.03mm	0.001"	800mm-1,000mm	32"-39"
6	EXPRESS	2cm-4cm	3,300-3,800	0.03mm	0.001"	800mm-1,000mm	32"-39"
7	EXPRESS	2cm-4cm	3,300-3,800	0.03mm	0.001"	800mm-1,000mm	32"-39"
5	MAGIC*	2cm-4cm	2,500-3,500	0.03mm	0.001"	600mm-800mm	24"-32"
6	MAGIC*	2cm-4cm	2,500-3,500	0.03mm	0.001"	600mm-800mm	24"-32"

*Auto Compensation for MAGIC POLISHING WHEELS: .008mm / .00032"

AR20 2 CM

Bit Type	Position	O.D.	Product Code	Part #
Segmented	1	20mm	PB20401	929833
Segmented	2	20mm	PB20402	929834
Segmented	3	20mm	PB20403	929835
Segmented	4	20mm	PB20404	929836
Express	5	20mm	PBO21004	953472
Express	6	20mm	PBO21005	953473
Express	7	20mm	PBO21006	953474
ERASER	5	20mm	942874	942874

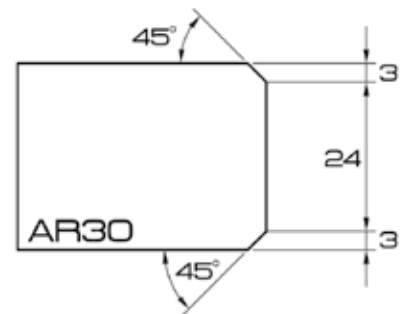
Material: 2cm
 1/2" Gas Connection
 L1 (Length): 2mm
 L2: 16mm
 L3: 2mm
 α: 45°



AR30 3 CM

Bit Type	Position	O.D.	Product Code	Part #
Segmented	1	20mm	PB20405	929837
Segmented	2	20mm	PB20406	929838
Segmented	3	20mm	PB20407	929839
Segmented	4	20mm	PB20408	929840
Express	5	20mm	PBO2016	953515
Express	6	20mm	PBO2017	953516
Express	7	20mm	PBO2018	953517
ERASER	5	20mm	PBO1508	942874

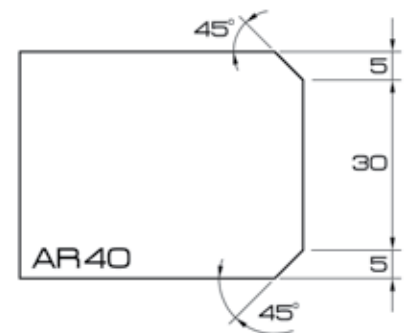
Material: 3cm
1/2" Gas Connection
L1 (Length): 3mm
L2: 24mm
L3: 3mm
 α : 45°



AR40 4 CM

Bit Type	Position	O.D.	Product Code	Part #
Segmented	1	20mm	PB20409	935145
Segmented	2	20mm	PB20410	935146
Segmented	3	20mm	PB20411	935147
Segmented	4	20mm	PB20412	935148
Express	5	20mm	PBO21010	935149
Express	6	20mm	PBO21011	935150
Express	7	20mm	PBO21012	935151
ERASER	5	20mm	PB38501	N/A

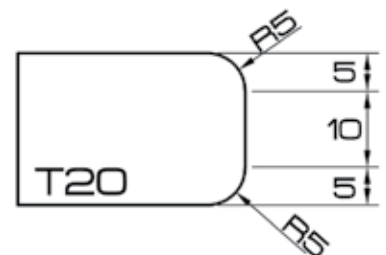
Material: 4cm
1/2" Gas Connection
L1 (Length): 5mm
L2: 30mm
 α : 45°



T20 2 CM

Bit Type	Position	O.D.	Product Code	Part #
Segmented	1	20mm	PB20413	929381
Segmented	2	20mm	PB20414	929382
Segmented	3	20mm	PB20415	929383
Segmented	4	20mm	PB20416	929384
Express	5	20mm	PBO21013	953574
Express	6	20mm	PBO21014	953575
Express	7	20mm	PBO21015	953576
ERASER	5	20mm	PB38502	942874

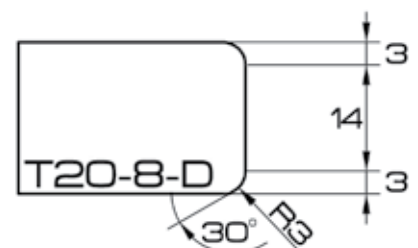
Material: 2cm
1/2" Gas Connection
R (Radius): 5mm



T20-8-D 2 CM

Bit Type	Position	O.D.	Product Code	Part #
Segmented	1	20mm	PB20547	929849
Segmented	2	20mm	PB20548	929850
Segmented	3	20mm	PB20549	929851
Segmented	4	20mm	PB20550	929852
Express	5	20mm	PBO21065	960613
Express	6	20mm	PBO21066	960614
Express	7	20mm	PBO21067	960615
ERASER	5	20mm	PB38502	942874

Material: 2cm
1/2" Gas Connection
R (Radius): 3mm

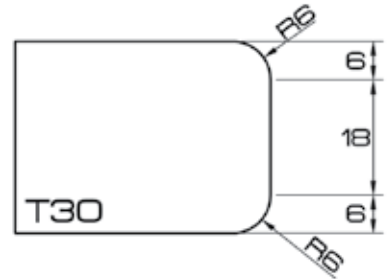




T30 3 CM

Bit Type	Position	O.D.	Product Code	Part #
Segmented	1	20mm	PB20417	929385
Segmented	2	20mm	PB20418	929386
Segmented	3	20mm	PB20419	929387
Segmented	4	20mm	PB20420	929388
Express	5	20mm	PBO21016	953577
Express	6	20mm	PBO21017	953578
Express	7	20mm	PBO21018	953579
ERASER	5	20mm	PB38502	942874

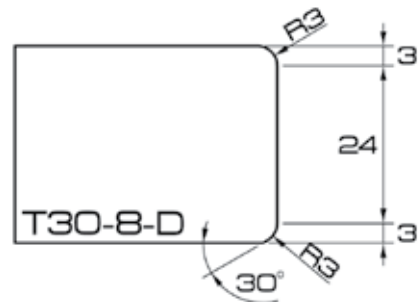
Material: 3cm
1/2" Gas Connection
R (Radius): 6mm



T30-8-D 3 CM

Bit Type	Position	O.D.	Product Code	Part #
Segmented	1	20mm	PB20551	929845
Segmented	2	20mm	PB20552	929846
Segmented	3	20mm	PB20553	929847
Segmented	4	20mm	PB20554	929848
Express	5	20mm	PBO21068	960620
Express	6	20mm	PBO21069	960621
Express	7	20mm	PBO21070	960622
ERASER	5	20mm	PB38502	942874

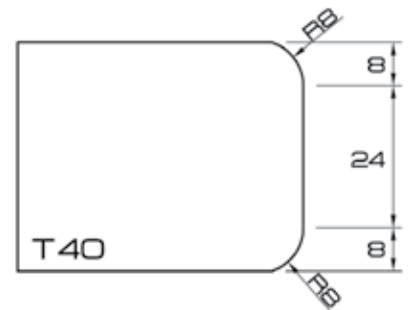
Material: 3cm
1/2" Gas Connection
R (Radius): 3mm



T40 4 CM

Bit Type	Position	O.D.	Product Code	Part #
Segmented	1	20mm	PB20505	918224
Segmented	2	20mm	PB20506	918225
Segmented	3	20mm	PB20507	918226
Segmented	4	20mm	PB20508	918227
Express	5	20mm	PBO21074	918228
Express	6	20mm	PBO21075	918229
Express	7	20mm	PBO21076	918230
ERASER	5	20mm	PB38501	942875

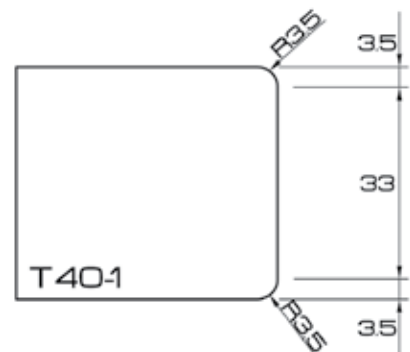
Material: 4cm
1/2" Gas Connection
R (Radius): 8mm



T40-1 4 CM

Bit Type	Position	O.D.	Product Code	Part #
Segmented	1	20mm	PB20539	960623
Segmented	2	20mm	PB20540	960624
Segmented	3	20mm	PB20541	960625
Segmented	4	20mm	PB20542	960626
Express	5	20mm	PBO21062	960627
Express	6	20mm	PBO21063	960628
Express	7	20mm	PBO21064	960629
ERASER	5	20mm	PB38501	942875

Material: 4cm
1/2" Gas Connection
R (Radius): 3.5mm



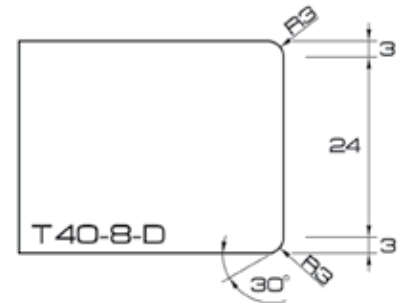
20 Series Profile Bits

< MICRO LINE >

T40-8-D 4 CM

Bit Type	Position	O.D.	Product Code	Part #
Segmented	1	20mm	PB20555	960630
Segmented	2	20mm	PB20556	960631
Segmented	3	20mm	PB20557	960632
Segmented	4	20mm	PB20558	960633
Express	5	20mm	PB021071	960634
Express	6	20mm	PB021072	960635
Express	7	20mm	PB021073	960636
ERASER	5	20mm	PB38501	942875

Material: 4cm
1/2" Gas Connection
R (Radius): 3mm



Z20 2 CM

Bit Type	Position	O.D.	Product Code	Part #
Segmented	1	20mm	PB20421	929393
Continuous Rim	2	20mm	PB20422	929394
Continuous Rim	3	20mm	PB20423	929395
Continuous Rim	4	20mm	PB20424	929396
Magic	5			N/A
Magic	6			N/A
Express	5			N/A
Express	6			N/A

Material: 2cm
1/2" Gas Connection



Z30 3 CM

Bit Type	Position	O.D.	Product Code	Part #
Segmented	1	20mm	PB20496	929305
Segmented	2	20mm	PB20497	929306
Segmented	3	20mm	PB20498	929307
Segmented	4	20mm	PB20499	929308
Express	5	20mm	PB021001	953556
Express	6	20mm	PB021002	953557
Express	7	20mm	PB021003	953558
ERASER	5	20mm	PB38502	942874

Material: 3cm
1/2" Gas Connection



Z40 4 CM

Bit Type	Position	O.D.	Product Code	Part #
Segmented	1	20mm	PB20511	929561
Segmented	2	20mm	PB20512	929562
Segmented	3	20mm	PB20513	929563
Segmented	4	20mm	PB20524	N/A
Express	5	20mm	PB021001	953559
Express	6	20mm	PB021002	953560
Express	7	20mm	PB021003	953561
ERASER	5	20mm	PB38501	942875

Material: 4cm
1/2" Gas Connection





ZR20-D 2 CM (Polish Side DOWN)

Bit Type	Position	O.D.	Product Code	Part #
Segmented	1	20mm	PB20445	929533
Segmented	2	20mm	PB20446	929534
Segmented	3	20mm	PB20447	929535
Segmented	4	20mm	PB20448	929536
Express	5	20mm	PB021022	953565
Express	6	20mm	PB021023	953566
Express	7	20mm	PB021024	953567
ERASER	5	20mm	PB38502	942874

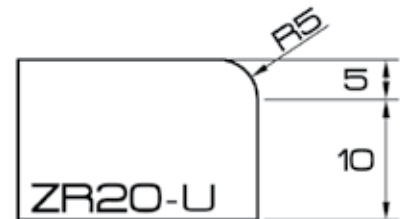
Material: 2cm
1/2" Gas Connection
R (Radius): 5mm



ZR20-U 2 CM (Polish Side UP)

Bit Type	Position	O.D.	Product Code	Part #
Segmented	1	20mm	PB20433	960637
Segmented	2	20mm	PB20434	960638
Segmented	3	20mm	PB20435	960639
Segmented	4	20mm	PB20436	960640
Express	5	20mm	PB021019	960641
Express	6	20mm	PB021020	960642
Express	7	20mm	PB021021	960643
ERASER	5	20mm	PB38502	N/A

Material: 2cm
1/2" Gas Connection
R (Radius): 5mm



ZR30-D 3 CM (Polish Side DOWN)

Bit Type	Position	O.D.	Product Code	Part #
Segmented	1	20mm	PB20449	929841
Segmented	2	20mm	PB20450	929842
Segmented	3	20mm	PB20451	929843
Segmented	4	20mm	PB20452	929844
Express	5	20mm	PB021028	953491
Express	6	20mm	PB021029	953486
Express	7	20mm	PB021030	953487
ERASER	5	20mm	PB38501	942874

Material: 3cm
1/2" Gas Connection
R (Radius): 5mm



ZR30-U 3 CM (Polish Side UP)

Bit Type	Position	O.D.	Product Code	Part #
Segmented	1	20mm	PB20437	929549
Segmented	2	20mm	PB20438	929550
Segmented	3	20mm	PB20439	929551
Segmented	4	20mm	PB20440	929552
Express	5	20mm	PB021025	953562
Express	6	20mm	PB021026	953563
Express	7	20mm	PB021027	953564
ERASER	5	20mm	PB38502	N/A

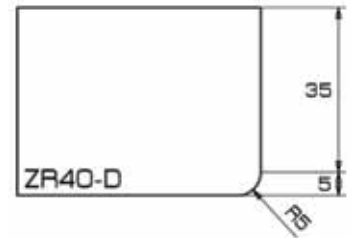
Material: 3cm
1/2" Gas Connection
R (Radius): 5mm



ZR40-D 4 CM (Polish Side DOWN)

Bit Type	Position	O.D.	Product Code	Part #
Segmented	1	20mm	PB20453	960644
Segmented	2	20mm	PB20454	960645
Segmented	3	20mm	PB20455	960646
Segmented	4	20mm	PB20456	960647
Express	5	20mm	PBO21034	960648
Express	6	20mm	PBO21035	960649
Express	7	20mm	PBO21036	960650
ERASER	5	20mm	PB38502	942874

Material: 4cm
1/2" Gas Connection
R (Radius): 5mm



ZR40-U 4 CM (Polish Side UP)

Bit Type	Position	O.D.	Product Code	Part #
Segmented	1	20mm	PB20441	960651
Segmented	2	20mm	PB20442	960652
Segmented	3	20mm	PB20443	960653
Segmented	4	20mm	PB20444	960654
Express	5	20mm	PBO21031	960655
Express	6	20mm	PBO21032	960656
Express	7	20mm	PBO21033	960657
ERASER	5	20mm	PB38501	942875

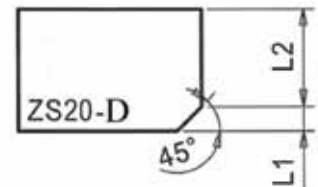
Material: 4cm
1/2" Gas Connection
R (Radius): 5mm



ZS20-D 2 CM (Polish Side DOWN)

Bit Type	Position	O.D.	Product Code	Part #
Segmented	1	20mm	PB20469	929564
Segmented	2	20mm	PB20470	929565
Segmented	3	20mm	PB20471	929566
Segmented	4	20mm	PB20472	930502
Express	5	20mm	PBO21040	953568
Express	6	20mm	PBO21041	953569
Express	7	20mm	PBO21042	953570
ERASER	5	20mm	PB38502	942874

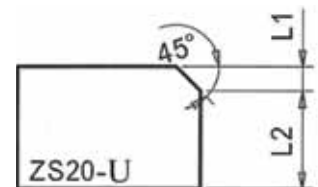
Material: 2cm
1/2" Gas Connection



ZS20-U 2 CM (Polish Side UP)

Bit Type	Position	O.D.	Product Code	Part #
Segmented	1	20mm	PB20457	930481
Segmented	2	20mm	PB20458	930482
Segmented	3	20mm	PB20459	930483
Segmented	4	20mm	PB20460	930484
Express	5	20mm	PBO21037	930485
Express	6	20mm	PBO21038	930486
Express	7	20mm	PBO21039	930487
ERASER	5	20mm	PB38502	942874

Material: 2cm
1/2" Gas Connection

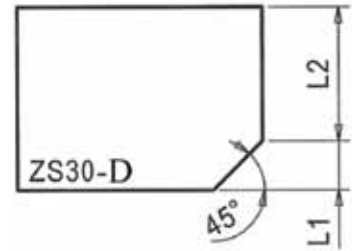




ZS30-D 3 CM (Polish Side DOWN)

Bit Type	Position	O.D.	Product Code	Part #
Segmented	1	20mm	PB20473	929567
Segmented	2	20mm	PB20474	929568
Segmented	3	20mm	PB20475	929569
Segmented	4	20mm	PB20476	943026
Express	5	20mm	PBO21046	953571
Express	6	20mm	PBO21047	953572
Express	7	20mm	PBO21048	953573
ERASER	5	20mm	PB38502	942874

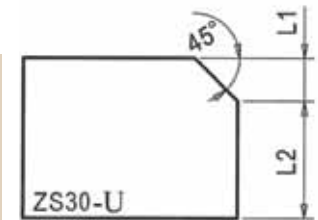
Material: 3cm
1/2" Gas Connection



ZS30-U 3 CM (Polish Side UP)

Bit Type	Position	O.D.	Product Code	Part #
Segmented	1	20mm	PB20461	930488
Segmented	2	20mm	PB20462	930489
Segmented	3	20mm	PB20463	930490
Segmented	4	20mm	PB20464	930491
Express	5	20mm	PBO21043	930492
Express	6	20mm	PBO21044	930493
Express	7	20mm	PBO21045	930494
ERASER	5	20mm	PB38502	942874

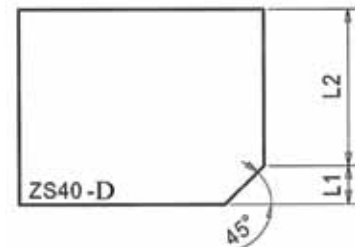
Material: 3cm
1/2" Gas Connection
L1 (Length): 4mm
L2 : 26mm



ZS40-D 4 CM (Polish Side DOWN)

Bit Type	Position	O.D.	Product Code	Part #
Segmented	1	20mm	PB20477	930503
Segmented	2	20mm	PB20478	930504
Segmented	3	20mm	PB20479	930505
Segmented	4	20mm	PB20480	930506
Express	5	20mm	PBO21052	930507
Express	6	20mm	PBO21053	930508
Express	7	20mm	PBO21054	930509
ERASER	5	20mm	PB38501	942875

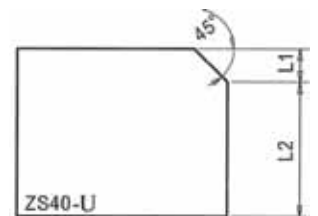
Material: 4cm
1/2" Gas Connection
L1 (Length): 5mm
L2 : 35mm



ZS40-U 4 CM (Polish Side UP)

Bit Type	Position	O.D.	Product Code	Part #
Segmented	1	20mm	PB20465	930495
Segmented	2	20mm	PB20466	930496
Segmented	3	20mm	PB20467	930497
Segmented	4	20mm	PB20468	930498
Express	5	20mm	PBO21049	930499
Express	6	20mm	PBO21050	930500
Express	7	20mm	PBO21051	930501
ERASER	5	20mm	PB38501	942875

Material: 4cm
1/2" Gas Connection
L1 (Length): 5mm
L2 : 35mm



Finger Bits



Blue Finger Bit



- For use on Granite & engineered stone
- 5 Segments
- 1/2" Gas connection

Description	Prod. Code	Part #
22X25	PB22062	925702
22X35	PB22003	925584
24X48*	PB22353	925528
24X48	PB22200	925586
26X60	PB22070	925585

*Includes Bottom Segment



Gold Finger Bit



- For use on Granite & engineered stone
- 3 Segments
- 1/2" Gas connection

Description	Prod. Code	Part #
22X25	PB22363	N/A
22X35	PB22356	925565
24X48	PB22425	925567



Falcon Finger Bit



- For use on Granite & engineered stone
- 5 Segments
- 1/2" Gas connection

Description	Prod. Code	Part #
20X35	PB22548	939000
22X48	PB22561	939001



Orange Finger Bit



- For use on Granite & engineered stone
- 4 Segments
- 1/2" Gas connection

Description	Prod. Code	Part #
22X35	PB22402	925563
24X48	PB22407	925566
26X65	PB22410	925508



Red UHS Finger Bit



- For use on Granite & engineered stone
- 6 Segments
- 1/2" Gas connection

Description	Prod. Code	Part #
22X35	PB22504	929997
24X48	PB22512	929998



Bronze Finger Bit



- For use on Granite & engineered stone
- 5 Segments
- 1/2" Gas connection

Description	Prod. Code	Part #
22X25	PB22215	N/A
22X35	PB22191	925596
24X48	PB22321	925598
26X60	PB22241	N/A

Red Finger Bit



- For use on Granite
- 4 Segments
- 1/2" Gas connection



Description	Prod. Code	Part #
22X25	PB22085	926322
22X35	PB22008	925588
22X35*	PB22147	925587
26X48	PB22214	925590
26X65	PB22011	925591

*Includes Bottom Segment

Material Hardness Meter



Our easy to reference Material Hardness Meter helps you choose the correct fingerbit based on the hardness of the material you are fabricating.

Green Finger Bit

- For use on Glass & Sinterglasse
- 5 Segments
- 1/2" Gas connection



Description	Prod. Code	Part #
20X42	VBO1006	942199

Pink UCS Finger Bit



- For use on UCS (Ultra Compact Surfaces)
- 5 Segments
- 1/2" Gas connection



Description	Prod. Code	Part #
19X38	MT74007	913128
19X25	MT74010	913129

Black Finger Bit

- For use on Porcelain & glass
- 5 Segments
- 1/2" Gas connection



Description	Prod. Code	Part #
22X35	CG04001	925597
24X48	CG04010	N/A

Silver Finger Bit

- For use on Abrasive stone
- 5 Segments
- 1/2" Gas connection



Description	Prod. Code	Part #
22X25	PB22127	N/A
22X35	PB22130	925580
24X48	PB22155	925582
26X60	PB22137	N/A

Electroplated, 1/2" Gas Connection



Size	Prod. Code	Part #
16 x 35mm	PB25008	925592



Size	Prod. Code	Part #
16 x 45mm	PB25026	925594



Size	Prod. Code	Part #
20 x 65mm	PB25002	925577



Size	Prod. Code	Part #
16x35mm	PB25008	925592
16x45mm	PB25026	925594



Size	Prod. Code	Part #
20x65mm	PB25002	925577
20x110mm	PB25003	925560



Finger Bits



CAYENNA Cayenna Finger Bit

- For use on all stone
- 4 Segments
- 1/2" Gas connection

Description	Part #
25X40	360694
Medium bond	
5,500-6,000 RPM @ 14-20 IPM	



ORANGE KRUSH Orange Krush Finger Bit

- For use on Marble, Granite & Engineered Stone
- 5 Segments
- 1/2" Gas connection

Description	Part #
23X40	359522
23X50	359525
25X70	359530
Soft bond	
5,500-6,000 RPM @ 15-20 IPM	



ORANGE KRUSH Orange Krush Hybrid Finger Bit ^{20mm} HYBRID

- For use on Marble, Granite & Engineered Stone
- 6 Segments
- 1/2" Gas connection
- Extremely aggressive

Description	Part #
20X40	359529
Soft bond	
5,500-6,000 RPM @ 15-20 IPM	
6-Segments	



YELLOW JACKET Yellow Jacket Finger Bit

- For use on HARD stone
- 6 Segments
- 1/2" Gas connection

Description	Part #
25X40	359527
25X50	359528

Softest bond for hard stones
10-12 IPM @ 5,500 in Hard Stone
15-20 IPM @ 6,500 in Soft-Med. Stone



TWIN turbo Twin Turbo Finger Bit

- For use on HARD stone
- 4 TWIN Segments
- 1/2" Gas connection

Description	Part #
20X40	360738

Twin segments provide even wear and excellent life
5,500-6,000 RPM
12-20 IPM



Dongsin Twin Segment Finger Bit

- For use on HARD stone
- 4 TWIN Segments
- 1/2" Gas connection

Description	Part #
20X40	116782
20X45	116783
20X50	116784



Blue Thunder Finger Bit

- For use on Granite & Engineered Stone
- TWIN Segment Design
- 1/2" Gas connection

Description	Part #
23X40	935175



ADI Euro Seam Solution 50mm Profile Wheels

Description	Product Code	Part #
Segmented, Pos. 1, 50MM O.D.	PBO1323	928386
Continuous, Pos. 2, 50MM O.D.	PBO1324	928387
Continuous, Pos. 3, 50MM O.D.	PBO1325	928388



Italdiamant UCS Finger Bit

- For use on UCS
- 8 Segments
- 1/2" Gas connection

Description	Part #
24X25	051361
25X35	051362

Working parameters for Segmented Finger Bits (*Granite, Engineered Stone and Marble*)

Type	Diameter	Diamond Height	Material Hardness	R.P.M.	Feed Rate/Minute
Falcon	20mm	35mm	1-4	5,000-7,000	35-60cm
Falcon	22mm	48mm	1-4	5,000-7,000	30-50cm
Red UHS®	22mm	35mm	1-4	5,500-8,000	35-60cm
Red UHS®	24mm	48mm	1-4	5,500-8,000	30-50cm
Green	20mm	42mm	1-4	7,000-12,500	30-35cm
Orange UHS®	22mm	35mm	1-4	6,500-7,000	50-60cm
Orange UHS®	24mm	48mm	1-4	6,000-7,000	30-40cm
Red	22mm	25mm	4-5	4,800	20-22cm
Red	22mm	35mm	4-5	4,800	20-22cm
Red	24mm	48mm	4-5	4,600	20-22cm
Red	26mm	60mm	4-5	4,000	18-20cm
Bronze	22mm	25mm	4-5	4,800	25-30cm
Bronze	22mm	35mm	4-5	4,800	25-30cm
Bronze	24mm	48mm	4-5	4,600	24-28cm
Bronze	26mm	60mm	4-5	4,200	20-22cm
Blue	22mm	25mm	1-4	4,500	28-30cm
Blue	22mm	35mm	1-4	4,500	25-30cm
Blue	24mm	48mm	1-4	4,400	25-20cm
Blue	26mm	60mm	1-4	4,200	24-26cm
Silver	22mm	25mm	1-3	4,500	30-35cm
Silver	22mm	35mm	1-3	4,500	30-35cm
Silver	24mm	48mm	1-3	4,400	28-33cm
Silver	26mm	60mm	1-3	4,200	24-26cm

Goldfinger Segmented Finger Bit (*Granite*)

Type	Diameter	Diamond Height	Material Hardness	R.P.M.	Feed Rate/Minute
Goldfinger	22mm	25mm	1-4	5,300-5,800	25-30cm
	22mm	35mm	1-4	5,300-5,800	25-30cm
	24mm	48mm	1-4	5,300-5,800	20-25cm

Goldfinger Segmented Finger Bit (*Engineered Stone*)

Goldfinger	22mm	25mm	1-4	5,500-6,000	40-50cm
	22mm	35mm	1-4	5,500-6,000	40-50cm
	22mm	48mm	1-4	5,500-6,000	30-40cm

UHS PINK Segmented Finger Bit (*Ultra Compact Surface/UCS*)

Pinkfinger	19mm	25mm	4-5	4,000-5,000	15-25cm
	19mm	38mm	4-5	4,000-5,000	15-25cm

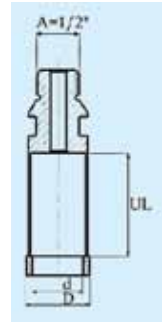
Marble Finger Bit (*Marble*)

	16mm	35mm	-	5,500	40-60cm
	16mm	45mm	-	5,500	40-60cm
	20mm	65mm	-	5,200	30-45cm

Core Bits

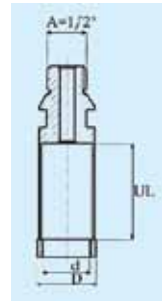
Thin Wall Core Bits- Granite 1/2" gas connection

Bit Type	Size	Product Code	Part #
CNC-Granite	1" (25 x 55mm)	PG08625	926856
CNC-Granite	1 1/8" (30 x 55mm)	PG08630	926857
CNC-Granite	1 1/4" (32 x 55mm)	PG08632	926850
CNC-Granite	1 3/8" (35 x 55mm)	PG08635	926852
CNC-Granite	1 1/2" (38 x 55mm)	PG08638	926854



Segmented Core Bits- Granite 1/2" gas connection

Bit Type	Size	Product Code	Part #
CNC-Granite	3/4" (20 x 55mm)	PG091120	926010
CNC-Granite	1 3/8" (35 x 55mm)	PG091135	926018



ADI® Stone Worm™ Blind Hole Bits

1/2" gas connection, central water feed

Description	Product Code	Part #
1/2" Gas, 4 x 7mm	PG34004	920948
1/2" Gas, 5 x 7mm	PG34005	920949
1/2" Gas, 6 x 10mm	PG34006	920950
1/2" Gas, 8 x 10mm	PG34008	920951
1/2" Gas, 10 x 10mm	PG34010	920952



Diarex® Pro Series Blind Hole Bits

1/2" gas connection, central water feed

Description	Part #
1/2" Gas, 6 x 50mm	115154
1/2" Gas, 8 x 50mm	115155
1/2" Gas, 10 x 50mm	115156
1/2" Gas, 12 x 50mm	115157
1/2" Gas, 14 x 50mm	115158
1/2" Gas, 1/4" x 50mm	052546





Continuous Rim Core Bits

Bit Type	Size	Product Code	Part #
UCS - Porcelain	22 x 70mm	MT80122	913090
UCS - Porcelain	30 x 70mm	MT80130	913092
UCS - Porcelain	35 x 70mm	MT80135	913094
UCS - Porcelain	68 x 70mm	MT80168	913099
UCS - Porcelain	22 x 16mm	MT81022	913080
UCS - Porcelain	30 x 26mm	MT81030	913082
UCS - Porcelain	35 x 26mm	MT81035	913084



- For use on UCS (Ultra Compact Surfaces)
- 1/2" Gas connection

ADI Black Thin Wall Core Bits

Bit Type	Size	Product Code	Part #
Black Thin Wall	1 1/4" (32 x 55mm)	PG081032	929015
Black Thin Wall	1 3/8" (35 x 55mm)	PG081035	927097
Black Thin Wall	1 1/2" (38 x 55mm)	PG081038	927098
Black Thin Wall	1 5/8" (40 x 55mm)	PG081040	927099
Black Thin Wall	2" (50 x 55MM)	PG081050	927077



- For use on Granite
- 1/2" Gas connection

Pro Series® Thin Wall Core Bits

Bit Type	Size	Product Code	Part #
Pro Series® Thin Wall	1" (25 x 55mm)	N/A	927544
Pro Series® Thin Wall	1 1/4" (32 x 55mm)	N/A	927545
Pro Series® Thin Wall	1 3/8" (35 x 55mm)	N/A	927546
Pro Series® Thin Wall	1 1/2" (38 x 55mm)	N/A	927547
Pro Series® Thin Wall	2" (50 x 55MM)	N/A	927549



- For use on Granite
- 1/2" Gas connection
- True thin wall crown
- Wet use only

Working parameters for Thin Wall Core Bits (granite and engineered stone)

ADI Thin Wall	Diameter	RPM	Feed Rate/Minute
	25MM	2,600	30-40MM
	30MM	2,400	40-50MM
	32MM	2,400	40-50MM
	35MM	2,200	50MM

Working parameters for Segmented Core Bits (granite and engineered stone)

ADI Segmented	Diameter	RPM	Feed Rate/Minute
	20MM	2,500-3,200	40-80MM
	35MM	2,000-2,500	40-80MM
	60MM	800-1,200	40-80MM


Working parameters for Blind Hole Bits (granite and engineered stone)

Pro Series	Diameter	RPM	Feed Rate/Minute
	6MM	7,500-10,000	20-50MM
	6MM	7,000-10,000	20-50MM
	10MM	7,000-10,000	20-50MM
	12MM	7,000-10,000	20-50MM
	14MM	7,000-10,000	20-50MM

ADI Stone Worm	Diameter	RPM	Feed Rate/Minute
	6MM	7,500-10,000	20-50MM
	8MM	7,000-10,000	20-50MM
	10MM	7,000-10,000	20-50MM

**Application: Straight Cutting
Granite**

Description	Machine	Product Code	Part #
150 x 4 x 5 F=22 Z=12	Intermac	PH02119	925909
200 x 2.8 x 10 F=50 Z=14	Denver/Thibaut	PH02185	-
210 x 2.8 x 10 F= 28 Z=14	Ravelli Teorama	PH01032	-
210 x 2.8 x 10 F= 50 Z=14	Brembana	PH02111	925908
210 x 3 x 10 F=22.2 Z=14	Bavelloni	PH02253	-
250 x 2.8 x 10 F=50 Z=17	Breton	PH02148	926928
350 x 3.2 x 10 F=50 Z=25	Breton	PH02078	926908
350 x 3.2 x 10 F=60 Z=25	Breton		926003
210 x 2.8 x 10 F=30 Z=25	Northwood		926017



**Application: Convex Cutting
Granite or Engineered Stone**

Description	Machine	Product Code	Part #
BS 190 x 7 x 5-30° BOMBATO F=32	Breton	PFO6049	926900
BS 190 x 7 x 5-30° BOMBATO F=32	Thibaut	PFO6064	N/A
BS 190 x 7 x 5-30° BOMBATO F=32	Omag	PFO6049	926900
BS 190 x 7 x 5-30° BOMBATO F=50	Brembana	PFO6054	926919
BS 155 x 7 x 5-15° BOMBATO F=22	Bavelloni	PFO6062	926312



**Application: Straight Cutting
Granite or Engineered Stone**

Description	Price	Part #
6" Diameter w/25mm Arbor	\$219.95	800226

DIAREX
Pro Series






Silent Electroplated Blade for Marble

Description	Machine	Product Code	Part #
240mm Dia. x 7 x 5-30° F=30	Breton	PF05090	N/A
290mm Dia. x 7 x 5-30° F=30		PF05002	N/A
340mm Dia. x 7 x 5-30° F=30		PF05016	N/A
390mm Dia. x 7 x 5-30° F=50/30		PF05017	N/A
440mm Dia. x 7 x 5-30° F=50/30		PF01143	N/A
490mm Dia. x 7 x 5-30° F=50/30		PF05018	N/A
540mm Dia. x 7 x 5-30° F=50/30		PF05144	N/A
590mm Dia. x 7 x 5-30° F=50/30		PF05145	N/A



Electroplated Shaping Blade for Marble

Description	Application	Product Code	Part #
1A1R EL D.300x19x10 F=50/30	Marble	PF5516	N/A
1A1R EL D.350x19x10 F=50/30	Marble	PF5508	N/A
1A1R EL D.400x20x11 F=50/30	Marble	PF5517	N/A
1A1R EL D.300x19x10 F=50/30	Marble	PF5515	N/A
1A1R EL D.350x19x10 F=50/30	Marble	PF5520	N/A
1A1R EL D.400x20x11 F=50/30	Marble	PF5507	N/A



Segmented Shaping Blade for Granite

Description	Application	Product Code	Part #
1A1R EL D.350x10x28 F=50	Granite	PC10501	N/A
1A1R EL D.400x10x28 F=50	Granite	PC10502	N/A
1A1R EL D.500x10x28 F=50	Granite	PC10511	N/A
1A1R EL D.350x10x28 F=50	Granite	PC10806	N/A
1A1R EL D.400x10x28 F=50	Granite	PC10804	N/A
1A1R EL D.500x10x28 F=50	Granite	PC10807	N/A

Working parameters for CNC Blades (granite and engineered stone)

Blade Diameter	RPM	Material Thickness	Feed Rate/Minute
150MM	3,000-3,500	3CM	50-70CM
210MM	2,400-2,900	3CM	70-100CM
250MM	2,000-2,300	3CM	70-100CM
350MM	1,500-1,800	3CM	80-120CM

CONVEX Blades for Breton, Omag, Thibaut

Blade Diameter	RPM	Material Thickness	Feed Rate/Minute
190MM	3,200	3CM	50-60CM



CONVEX Blades for Brembana

Blade Diameter	RPM	Material Thickness	Feed Rate/Minute
190MM	3,200	3-5CM	50-60CM

CONVEX Blades for Bavelloni

Blade Diameter	RPM	Material Thickness	Feed Rate/Minute
155MM	3,200	7-8CM	50-60CM

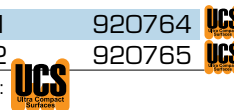
Gauging Wheels



UHS® Gauging Wheel **Standard Connection**

Wheel Type	Size	Product Code	Part #
Granite	54 x 25 x 7mm	PB29470	925559
Granite	91 x 30 x 7mm	PB29501	925558
Granite	150 x 25 x 7mm	PB29536	925933
Marble	54 x 25 x 7mm	PB29525	926564
Marble	91 x 30 x 7mm	PB29448	926565
Marble	150 x 25 x 7mm	PB29537	925934
U.C.S.*	54x25x7mm	MT73011	920764
U.C.S.	91x30x7mm	MT73012	920765

*U.C.S. = Ultra Compact Surfaces, indicated by this icon:



Heavy Duty Gauging Wheel **Bavelloni Connection**

Wheel Type	Size	Product Code	Part #
Granite	91 x 30 x 7mm	PB29444	-

Gauging Wheel **Standard Connection**

Wheel Type	Size	Product Code	Part #
Marble	87 x 20 x 5mm	PB29106	N/A

Bavelloni Connection

Wheel Type	Size	Product Code	Part #
Marble	87 x 20 x 5mm	PB29419	925549

Gauging Wheel **Standard Connection**

Wheel Type	Size	Product Code	Part #
Granite-Pos.1	87x20x5mm	PB29006	925653
Granite-Pos.2	87x20x5mm	PB29141	925654

Bavelloni Connection

Wheel Type	Size	Product Code	Part #
Granite- Pos.1	87x20x5mm	PB29103	925548
Granite- Pos.2	87x20x5mm	PB29267	

Soft/Med. Bond Wheel **Standard Connection**

Wheel Type	Size	Product Code	Part #
Granite	91x 30x 7mm	PB29035	925541

Bavelloni Connection

Wheel Type	Size	Product Code	Part #
Granite	91x 30x 7mm	PB29023	925660

Med./Hard Bond Wheel **Standard Connection**

Wheel Type	Size	Product Code	Part #
Granite	91x 30x 7mm	PB29036	925542

Bavelloni Connection

Wheel Type	Size	Product Code	Part #
Granite	91x 30x 7mm	PB29024	925966




Vacuum Brazed Wheel **Standard Connection**

Wheel Type	Size	Product Code	Part #
Marble	87x 20mm	PB59001	926568
Marble	150x 20mm	PB59021	926569
Adaptor		SLO1050	925539




Vacuum Brazed Wheel **Standard Connection**

Wheel Type	Size	Product Code	Part #
Marble	50x 20mm	PB59020	926589
Adaptor	1/2" Gas, 12mm	SLO2358	924111



Sintered Wheel

Wheel Type	Size	Prod. Code	Part #
Granite	50x 25x5mm	PB29410	925546
Marble	50x 25x5mm	PB29396	N/A
Adaptor-1/2" Gas, L=12		SLO2358	924111
Adaptor-1/2" Gas, L=60		SLO2479	925509
Adaptor-1/2" Gas, L=90		SLO2399	925506
Adaptor-1/2" Gas, L=150		SLO2392	N/A



Sintered Wheel

Wheel Type	Size	Prod. Code	Part #
Granite	40x 20x5mm	PB29058	925547
Marble	40x 25x5mm	PB29138	N/A
Granite	50x 20x5mm	PB29074	N/A
Marble	50x 25x5mm	PB29155	N/A
Adaptor-1/2" Gas		SLO1063	925538

Heavy Duty Gauging Wheels

Working parameters for ADI UHS® Heavy Duty Gauging Wheels (Granite)

Dimensions	Position	Max Stock Removal	RPM	Feed Rate/Minute
54x25x7	1	8MM	5,000	40CM
91x30x7	1	10MM	4,500	40-60CM
150x25x7	1	5MM	4,000	50CM

ADI Heavy Duty Gauging Wheels (Granite)

Dimensions	Position	Max Stock Removal	RPM	Feed Rate/Minute
91x30x7	1	10MM	4,500	40-80CM

ADI Heavy Duty Gauging Wheels (Marble)

Dimensions	Position	Max Stock Removal	RPM	Feed Rate/Minute
54x25x7	1	10MM	5,000	50CM
91x30x7	1	10MM	4,500	80CM
150x25x7	1	10MM	4,000	50CM

Gauging Wheel Working Parameters



Standard Gauging Wheels

Working parameters for ADI Standard Gauging Wheels (Granite)

Dimensions	Position	Max Stock Removal	RPM	Feed Rate/Minute
87x20x5	1	10MM	4,500-4,800	40-70CM
91x30x7-RED BOND	1	10MM	4,500-4,800	100-150CM
150x25x7-BLUE BOND	1	10MM	4,500-4,800	40-70CM

ADI Standard Gauging Wheels (Marble)

Dimensions	Position	Max Stock Removal	RPM	Feed Rate/Minute
87x20x5-GREEN BOND	1	10MM	5,000-6,000	60-120CM

Small Diameter Gauging Wheels

Working parameters for ADI Small Diameter Gauging Wheels (Granite)

Dimensions	Position	Max Stock Removal	RPM	Feed Rate/Minute
40x25x5	1	5MM	5,500-6,000	20-40CM
50x25x5	1	5MM	5,500-6,000	20-40CM

ADI Small Diameter Gauging Wheels (Marble)

Dimensions	Position	Max Stock Removal	RPM	Feed Rate/Minute
40x25x5	1	5MM	5,500-6,000	30-60CM
50x25x5	1	5MM	5,500-6,000	30-60CM

Vacuum Brazed Gauging Wheels

Working parameters for ADI Vacuum Brazed Gauging Wheels (Marble)

Dimensions	Position	Max Stock Removal	RPM	Feed Rate/Minute
50x20	1	10MM	6,000-7,000	60-120CM
87x20	1	10MM	5,000-6,000	60-120CM
150x20	1	10MM	4,000-4,600	60-120CM



924111



925538



911940

Adapters

Type	Description	Prod. Code	Part #
1/2" Gas	34mm, 3 Hole	SLO2358	924111
1/2" Gas	34mm, 2 PIN	SLO1063	925538
1/2" Gas	34mm, 2 Hole	SLO2613	911940



CNC Tooling for Production of 45° Drain Boards (Engineered Stone)

Description	Product Code	Part #
Super Duty Stubbing Wheel (Use for 60° drainboards also)	PB29443	925544

Description	Product Code	Part #
Side Wheel, Pos. 1	PB29504	927485
Side Wheel, Pos. 2	PB29505	927486

Description	Product Code	Part #
Flat Polishing Wheel, 200 Grit	PB29336	927009
Flat Polishing Wheel, 500 Grit	PB29337	927010
Flat Polishing Wheel, 1000 Grit	PB29338	927011
Flat Polishing Wheel, 2000 Grit	PB29339	927012
Flat Polishing Wheel, 3000 Grit	PB29340	927013

Description	Product Code	Part #
Side Polishing Wheel, 500 Grit	PB29557	N/A
Side Polishing Wheel, 1000 Grit	PB29558	N/A
Side Polishing Wheel, 2000 Grit	PB29559	N/A



CNC Tooling for Production of 60° Drain Boards (Engineered Stone)

Description	Product Code	Part #
Side Wheel, Pos. 1	PB29449	927492
Side Wheel, Pos. 2	PB29450	927493


Description	Product Code	Part #
Flat Polishing Wheel, 200 Grit	PB29336	927009
Flat Polishing Wheel, 500 Grit	PB29337	927010
Flat Polishing Wheel, 1000 Grit	PB29338	927011
Flat Polishing Wheel, 2000 Grit	PB29339	927012
Flat Polishing Wheel, 3000 Grit	PB29340	927013

Description	Product Code	Part #
Side Polishing Wheel, 500 Grit	PB29545	N/A
Side Polishing Wheel, 1000 Grit	PB29546	N/A
Side Polishing Wheel, 2000 Grit	PB29547	N/A

1/2" Gas Connection



Description	Product Code	Part #
Magnetic CNC Tooling Adaptor	SLO2206	927499



CNC Tooling for Production of 60° Drain Boards (Granite)

Description	Position	Product Code	Part #
Super Duty Stubbing Wheel, Coarse	Pos. 0	PB29443	925544
Side Polishing Wheel, Metal Bond	Pos. 1	PB29449	927492
Side Polishing Wheel, Metal Bond	Pos. 2	PB29450	927493
Side Polishing Wheel, Resin/325 Grit	Pos. 3	PB39021	927494
Side Polishing Wheel, Resin/600 Grit	Pos. 4	PB39007	927495
Side Polishing Wheel, Resin/800 Grit	Pos. 5	PB39026	927496
Side Polishing Wheel, Resin/1500 Grit	Pos. 6	PB39042	927497
Side Polishing Wheel, Resin/3000 Grit	Pos. 7	PB39020	927498
Flat Polishing Wheel, Buff	Pos. 8	PB29129	926076
Adaptor for Stubbing Wheel (Pos. 1)		SLO1050	925539
Magnetic Adaptor, No Rubber (Pos. 9)		SLO2206	925539

CNC Tooling for Production of 45° Drain Boards (Granite)

Description	Position	Product Code	Part #
Super Duty Stubbing Wheel, Coarse	Pos. 0	PB29443	925544
Side Polishing Wheel, Metal Bond	Pos. 1	PB29449	927485
Side Polishing Wheel, Metal Bond	Pos. 2	PB29450	927486
Side Polishing Wheel, Resin/325 Grit	Pos. 3	PB39021	927487
Side Polishing Wheel, Resin/600 Grit	Pos. 4	PB39007	927488
Side Polishing Wheel, Resin/800 Grit	Pos. 5	PB39026	927489
Side Polishing Wheel, Resin/1500 Grit	Pos. 6	PB39042	927490
Side Polishing Wheel, Resin/3000 Grit	Pos. 7	PB39020	927491
Flat Polishing Wheel, Buff	Pos. 8	PB29129	926076
Adaptor for Stubbing Wheel (Pos. 1)		SLO1050	925539
Magnetic Adaptor, No Rubber (Pos. 9)		SLO2206	925539



CNC Tooling for Production of 60° Drain Boards (Engineered Stone)



Description	Product Code	Part #
Flat Polishing Wheel, 120 Grit	PB29202	926070
Flat Polishing Wheel, 220 Grit	PB29203	926071
Flat Polishing Wheel, 400 Grit	PB29204	926072
Flat Polishing Wheel, 800 Grit	PB29205	926073
Flat Polishing Wheel, 1500 Grit	PB29206	926074
Flat Polishing Wheel, 3000 Grit	PB29207	926075
Buffing Wheel	PB29129	926076

CNC Tooling for Production of 30° Drain Boards (Engineered Stone)



Description	Product Code	Part #
Shaping Wheel, F50	PB29386	927016
Flat Polishing Wheel, F50	PB29387	927017
Flat Polishing Wheel, F50	PB29388	927018
Flat Polishing Wheel, A=M16	PB29381	927014
Flat Polishing Wheel, A=M16	PB29382	927015

CNC Tooling for Production of 45° Drain Boards (Engineered Stone)

Description	Product Code	Part #
Shaping Wheel, F50	PB29272	926055
Flat Polishing Wheel, F50	PB29273	926056
Flat Polishing Wheel, F50	PB29274	926057
Flat Polishing Wheel, A=M16	PB29275	926060
Flat Polishing Wheel, A=M16	PB29276	926061

CNC Tooling for Production of 60° Drain Boards (Engineered Stone)

Description	Product Code	Part #
Shaping Wheel, F50	PB29269	927000
Flat Polishing Wheel, F50	PB29270	927002
Flat Polishing Wheel, F50	PB29271	927004
Flat Polishing Wheel, A=M16	PB29256	927006
Flat Polishing Wheel, A=M16	PB29257	927008

Drain Board Sets



Drain Board Re-Shaper

Description	Product Code	Part #
30° Re-Shaper	PB39230	N/A
45° Re-Shaper	PB39245	N/A
60° Re-Shaper	PB39260	N/A



Drain Board Tooling Adapters

Description	Product Code	Part #
72mm Dia. F=35, Standard	SLO1050	925539



Description	Product Code	Part #
72mm Dia. 1/2" Gas, Std	PB29015	926050
72mm Dia. 1/2" Gas, Std.	SLO2347	N/A
72mm Dia. 1/2" Gas, Std.	SLO2396	926119




Description	Product Code	Part #
Magnetic Connection	SLO2206	927499



Description	Product Code	Part #
1/2" Gas, M16	SLO2230	926051





Diamond Polishing Pads

Description	Product Code	Part #
Polishing Pads	PE05209	N/A



Rubber Backup Pads

Description	Product Code	Part #
A- Soft Rubber w/Q.R.S.	PZSUP17	N/A
B- Med. Rubber w/Q.R.S.	PZSUP18	N/A



Adapters

Description	Product Code	Part #
A- 1/2" Gas, M14	SLO2264	N/A
B- 1/2" Gas, M14	SLO2496	N/A

Drain Board Grooving/Fluting



Vacuum Brazed Router Bits (Marble)

Description	Product Code	Part #
30 x 30mm, R15, 1/2" Gas	PB52041	927795

Description	Product Code	Part #
40 x 40mm, R20, 1/2" Gas	PB52106	927794

Description	Product Code	Part #
50 x 40mm, R25, 1/2" Gas	PB52127	927796



Router Bits for Drain Board Grooving

Description	Product Code	Part #
Pos. 1, R=6mm/D=12mm/H=10mm	PB27033	926066
Pos. 2, R=6mm/D=12mm/H=10mm	PB27034	926067
Pos. 3, R=6mm/D=12mm/H=10mm	PB27035	926068
Pos. 4, R=6mm/D=12mm/H=10mm	PB27036	926069

Description	Product Code	Part #
Pos. 1, R=8mm/D=16mm/H=10mm	PB27076	926080
Pos. 2, R=8mm/D=16mm/H=10mm	PB27077	926081
Pos. 3, R=8mm/D=16mm/H=10mm	PB27078	926082
Pos. 4, R=8mm/D=16mm/H=10mm	PB27079	926083



Hairpin Tool

Description	Part #
1/4" Diam. X 3 1/2" Length Center waterfed	981693

Router Bits for Grooving (1-2mm Material Removal)

Description	Product Code	Part #
D=8mm/H=12mm, 1/2" Gas	N/A	926192
D=10mm/H=12mm, 1/2" Gas	N/A	926193
D=12mm/H=12mm, 1/2" Gas	N/A	926194
D=15mm/H=12mm, 1/2" Gas	N/A	926196
D=20mm/H=12mm, 1/2" Gas	N/A	926198



Description	Product Code	Part #
Pos. 1, D=20mm/R=10mm, 1/2" Gas	PB20122	926303
Pos. 2, D=20mm/R=10mm, 1/2" Gas	PB20166	926304
Pos. 3, D=20mm/R=10mm, 1/2" Gas	PB20123	926308
Pos. 4, D=20mm/R=10mm, 1/2" Gas	PB20167	926318

Description	Product Code	Part #
Pos. 1, D=25mm/R=12.5mm, 1/2" Gas	PB20118	926306
Pos. 2, D=25mm/R=12.5mm, 1/2" Gas	PB20163	926336
Pos. 3, D=25mm/R=12.5mm, 1/2" Gas	PB20119	926337
Pos. 4, D=25mm/R=12.5mm, 1/2" Gas	PB20164	926338

Description	Product Code	Part #
Pos. 1, D=30mm/R=15mm, 1/2" Gas	PB20118	926314
Pos. 2, D=30mm/R=15mm, 1/2" Gas	PB20019	926315
Pos. 3, D=30mm/R=15mm, 1/2" Gas	PB20020	926316
Pos. 4, D=30mm/R=15mm, 1/2" Gas	PB20021	926317

Router Bits for Drain Board Grooving





Wheels for Drain Board Grooving

Description	Product Code	Part #
Pos. 1, 140 x 12 x 5mm, R=8mm/F=30 Continuous Rim	PA27488	919973
Pos. 2, 140 x 12 x 5mm, R=8mm/F=30 New Abrasive	PA27489	919974
Pos. 3, 140 x 12 x 5mm, R=8mm/F=30 New Abrasive	PA27490	919975



Wheels for Drain Board Grooving

Description	Product Code	Part #
Pos. 1, 140 x 12 x 5mm, R=8mm/F=30 Continuous Rim	PA27571	N/A
Pos. 2, 140 x 12 x 5mm, R=8mm/F=30 Eraser	PB38204	N/A
Pos. 3, 140 x 12 x 5mm, R=8mm/F=30 Rubber	PB31903	N/A



UHS Incremental Cutters for Granite

Description	Prod. Code	Part #
1A1W 20/14X12 A=1/2" GAS	PB27362	N/A
1A1W 20/14X12 A=1/2" GAS With Slots	PB27471	N/A
1A1W 20/14X20 A=1/2" GAS	PB27526	N/A
1A1W 20/14X20 A=1/2" GAS With Slots	PB27527	N/A

UHS Incremental Cutters for Granite

Description	Prod. Code	Part #
1A1W 6/3X15 LU=15 A=1/2" GAS	PB27505	924127
1A1W 8/4X15 LU=25 A=1/2" GAS	PB27394	942196
1A1W 10/5X20 LU=25 A=1/2" GAS	PB27395	942197
1A1W 12/6X20 LU=25 A=1/2" GAS	PB27383	924128



UHS Incremental Cutters for Granite

Description	Prod. Code	Part #
1A1W EL 20X20 1/2 GAS 100L	PB25223	N/A
1A1W EL 20X20 M12	PB25153	N/A
1A1W EL 20X20 M12 R=10	PB25163	N/A



UCS (Ultra Compact Surfaces) Incremental Finger Bits

Description	Prod. Code	Part #
1A1W FC 6x10 LU= 25 A=1/2" GAS	MT75015	920760
1A1W FC 8x10 LU= 25 A=1/2" GAS	MT75016	920761
1A1W FC 10x10 LU= 25 A=1/2" GAS	MT75017	920762
1A1W FC 12x10 LU= 25 A=1/2" GAS	MT75018	920763



Incremental Finger Bits

Description	Prod. Code	Part #
1A1W 20/14X12 1/2 GAS GRANITE	PB27010	N/A
1A1W 20/14X12 1/2 GAS UNIVERSAL	PB27002	N/A
1A1W 20/14X12 1/2 GAS MARBLE	PB27019	N/A



Incremental Cutting Bit

Description	Part #
1A1W 20/14X12 1/2 GAS GRANITE	924182



Porcelain/Glass Incremental Finger Bit

Description	Prod. Code	Part #
1A1W 12X15X15MM 1/2 GAS WITH SLOTS	MT75002	913105
1A1W 20X12X12MM 1/2 GAS WITH SLOTS	MT75004	913107



Porcelain/Glass Incremental Finger Bit

Description	Prod. Code	Part #
1A1W 20X14X12MM M12	MT75009	913120



Porcelain/Glass Incremental Finger Bit

Description	Prod. Code	Part #
1A1W 6X15X25MM 1/2 GAS	MT75005	913112
1A1W 8X15X25MM 1/2 GAS	MT75006	913113
1A1W 10X20X25MM 1/2 GAS	MT75007	913114
1A1W 12X20X25MM 1/2 GAS	MT75008	913115



Attachment Mandrel 1/2 Gas Reverse/Left Thread

Description	Prod. Code	Part #
Attachment Mandrel 1/2 gas M18 x 90L	SLO2579	N/A
Attachment Mandrel 1/2 gas M18 x 200L	SLO2580	N/A



M12 UHS Cutting Bits for Granite Reverse/Left Thread

Description	Prod. Code	Part #
1A1W 20/14x12 M12	PR06059	921055
1A1W 20/14x12 M12 With Slots	PR06047	921056



M12 Cutting Bits for Granite Reverse/Left Thread

Description	Prod. Code	Part #
1A1W 20/14x12 M12 Granite	PR06053	921057
1A1W 20/14x12 M12 Universal	PR06054	921058
1A1W 20/14x12 M12 Marble	PR06055	921059



1/2" Gas Cutting Bits Reverse/Left Thread

Description	Prod. Code	Part #
1A1W 20/14X12 1/2 GAS GRANITE	PB27087	N/A
1A1W 20/14X12 1/2 GAS UNIVERSAL	PB27097	N/A
1A1W 20/14X12 1/2 GAS MARBLE	PB27088	N/A



**UHS 1/2" Gas
Cutting Bits for Granite
Reverse/Left Thread**

Description	Prod. Code	Part #
1A1W20/14X12 1/2 GAS	PB27512	N/A
1A1W20/14X12 1/2 GAS WITH SLOTS	PB27513	N/A

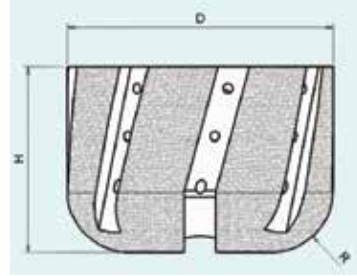


**UHS 1/2" Gas
Cutting Bits for Granite
Reverse/Left Thread**

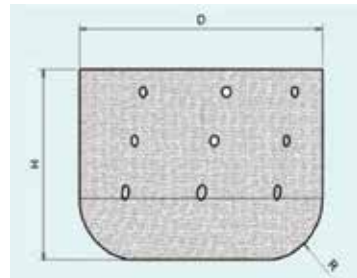
Description	Prod. Code	Part #
1A1W 22x35	PB22386	973337



Vacuum Brazed Tooling for Sink Beveling (Marble)

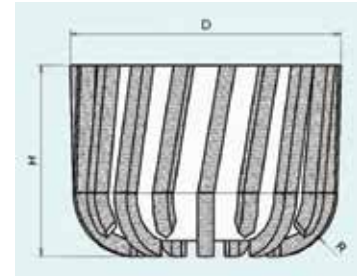


Description	Product Code	Part #
Coarse Profile Wheel- 85 x 60, R=25	PB60003	926566

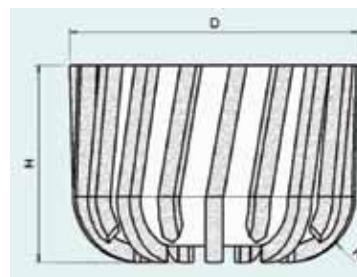



Description	Product Code	Part #
Fine Profile Wheel- 85 x 60, R=25	PB60027	926567

Segmented Tooling for Sink Beveling (Granite)

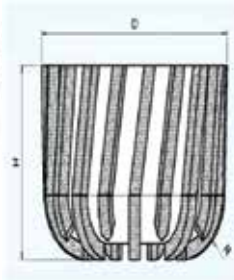


Description	Product Code	Part #
Coarse Profile Wheel- 85 x 60, R=25	PB60085	927030



Description	Product Code	Part #
Fine Profile Wheel- 85 x 60, R=25	PB30100	926054

Segmented Tooling for Sink Beveling (Granite)



Description	Product Code	Part #
Coarse Profile Wheel- 60 x 60, R=20	PB30127	924148
Fine Profile Wheel- 60 x 60, R=20	PB30128	924149

Flange Fittings for Sink Beveling



Description	Prod. Code	Part #
M30/LU (length)=70mm	SLO1077	N/A
M30/LU=(length)=140mm	SLO1072	926058



Description	Prod. Code	Part #
M30/LU (length)=70mm	SLO1088	924110
M30/LU=(length)=160mm	SLO1095	926059



Extension M30, F=1/2" Gas

Description	Prod. Code	Part #
A=M30 L=100mm F=1/2"G	SLO1184	921173
A=M30 L=150mm F=1/2"G	SLO1185	921174
A=M30 L=200mm F=1/2"G	SLO1186	926148
A=M30 L=300mm F=1/2"G	SLO1187	921175



Extension Flange, F=1/2" Gas

Description	Prod. Code	Part #
A=FLANGE L=100mm D38 F=1/2"G	SLO2445	921176
A=FLANGE L=150mm D38 F=1/2"G	SLO2408	921177
A=FLANGE L=170mm D38 F=1/2"G	SLO2057	921178
A=FLANGE L=200mm D38 F=1/2"G	SLO2443	921179
A=FLANGE L=300mm D38 F=1/2"G	SLO2444	921180



Stubbing Wheel Extension Flange

Description	Prod. Code	Part #
A=FLANGE L=100mm F=FLANGE	SLO1157	921181
A=FLANGE L=170mm F=FLANGE	SLO1158	921182
A=FLANGE L=200mm F=FLANGE	SLO1159	926109
A=FLANGE L=225mm F=FLANGE	SLO1160	926107
A=FLANGE L=300mm F=FLANGE	SLO1161	921183
A=FLANGE L=400mm F=FLANGE	SLO1162	921184



Extension Flange, F=1/2" Gas

Description	Prod. Code	Part #
A=1/2"G L=100 F=1/2"G	SLO2208	926128
A=1/2"G L=150 F=1/2"G	SLO2343	924129
A=1/2"G L=200 F=1/2"G	SLO2382	926129
A=1/2"G L=300 F=1/2"G	SLO2217	926206



ADI M30 Cone Flanges



Description	Prod. Code	Part #
ATTACCO HSK-B80 -ATT. BRETON	SLO1152	924101
ATTACCO ISO 40 -ATT. BREMBANA OLD STYLE	SLO1262	924102
ATTACCO ISO 40 -ATT. GEN I PARK	SLO1263	924103
ATTACCO ISO 40 -ATT. DENVER	SLO1321	NA
ATTACCO ISO 40 -ATT. OMAG	SLO1264	924104
ATTACCO ISO 40 -ATT. OMAG	SLO1265	924105
ATTACCO ISO 40 -ATT. BREMBANA NEW	SLO1266	924106
ATTACCO ISO 40 -ATT. INTERMAC	SLO1267	924107
ATTACCO ISO 40 -ATT. BAVELLONI	SLO1268	924108
ATTACCO ISO 40 -ATT. NORTHWOOD GEN I	SLO1269	924109

ADI ISO 40 Cone Flanges



ATTACCO HSK-B80 -ATT. BRETON	SLO1152	924101
ATTACCO HSK-B80-ATT. Breton	SLO1322	929110
ATTACCO ISO 40 -ATT. Brembana Old Style	SLO1023	929111
ATTACCO ISO 40 -ATT. Park Gen I	SLO1189	929112
ATTACCO ISO 40 -ATT. Denver	SLO1323	929113
ATTACCO ISO 40 -ATT. Omag	SLO1308	929114
ATTACCO ISO 40 -ATT. Omag	SLO1311	929115
ATTACCO ISO 40 -ATT. Brembana New Style	SLO1113	929116
ATTACCO ISO 40 -ATT. Intermac	SLO1073	929117
ATTACCO ISO 40 -ATT. Bavelloni	SLO1209	929118
ATTACCO ISO 40 -ATT. Northwood GEN I	SLO1324	929119

Chamfer Beveling Tool

Combination Wheel for Small Chamfer (Granite and Engineered Stone)

Description	Product Code	Part #
100mm Coarse/Fine Wheel Continuous Rim	PB122222	925069






90° Miter Joint Tooling

90° Tilt/Miter (Granite and Engineered Stone)


Description	Product Code	Part #
Step A, D=120mm/S=20mm/F=35	PB123334	929792
Step B, D=120mm/S=20mm/F=35	PB123335	929793
Step C, D=120mm/S=20mm/F=35	PB40377	929794
Step D, D=120mm/S=20mm/F=35	PB40379	929795

Description	Product Code	Part #
Step A, D=130mm/S=30mm/F=35	PB123332	929796
Step B, D=130mm/S=30mm/F=35	PB40371	929797
Step C, D=130mm/S=30mm/F=35	PB123333	929798
Step D, D=130mm/S=30mm/F=35	PB40373	929799



90° Tilt/Miter (2, 3, 4cm Granite and Engineered Stone)

Description	Product Code	Part #
Pos. 1, 2-3cm	PB122640	929281
Pos. 1, 4cm	PB123058	929804
Pos. 2, 2-3-4cm	PB40327	929805



90° Tilt/Miter Wheels (2, 3cm Granite and Engineered Stone)

Description	Product Code	Part #
Segmented, Pos. 1	PB01241	929813
Continuous Rim, Pos. 2	PB01241	929814
Continuous Rim, Pos. 3	PB01243	929815

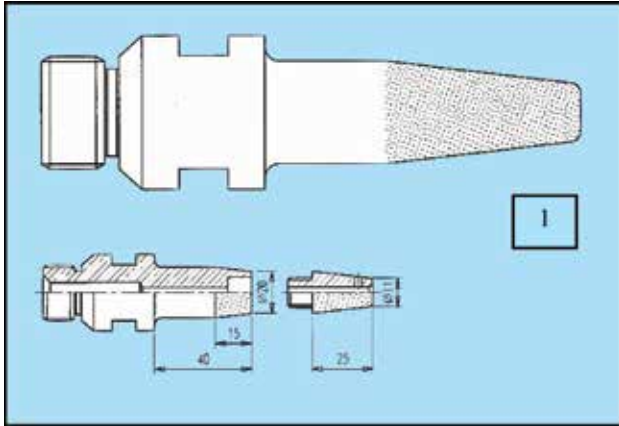


90° Tilt/Miter Wheels (Porcelain)

Description	Product Code	Part #
Segmented, Pos. 1, 152 O.D.	MT91002	913150
Continuous, Pos. 2, 120 O.D.	MT91003	913151
Continuous, Pos. 3, 88 O.D.	MT91004	913152



Electroplated Engraving Bits (Marble)

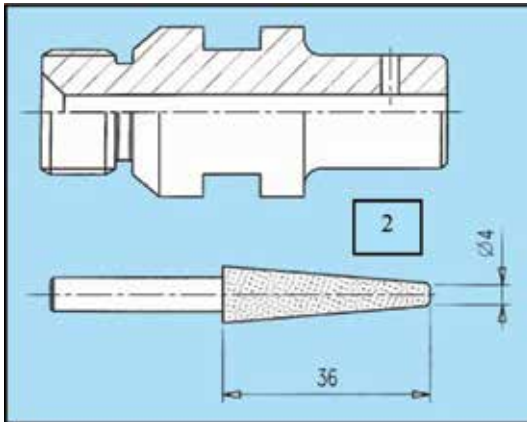


1A1W EL 20/11x40, 1/2'' Gas

Description	Product Code	Part #
Body	PB23152	926323
Point	PB23153	926320
Point	PB23162	N/A

Working Parameters for Electroplated Engraving Bits

Diameter	Stock Removal	R.P.M.	Feed Rate/Minute
11mm	3-4mm	6,000-7,000	15-30cm

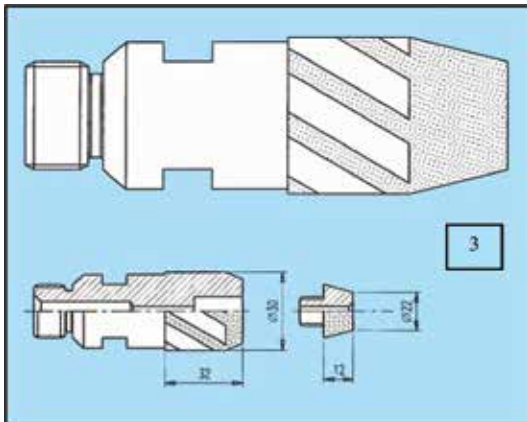


1A1W EL 4x36, 1/2'' Gas

Description	Product Code	Part #
Body	SLO2103	924155
Point	PB23105	N/A

Working Parameters for Electroplated Engraving Bits

Diameter	Stock Removal	R.P.M.	Feed Rate/Minute
4mm	3mm	7,000-8,000	15-30cm



1A1W EL 30/22x44, 1/2'' Gas

Description	Product Code	Part #
Body	PB23159	N/A
Point	PB23158	N/A

Working Parameters for Electroplated Engraving Bits

Diameter	Stock Removal	R.P.M.	Feed Rate/Minute
22mm	3-4mm	6,000-7,000	15-30cm



Working parameters for ADI Engraving Tools

Prod. Code	Description	RPM	Feed Rate MM/Minute	Stock Removal (MM)
PB23286	1A1W EL D. 4X60 ST.6	8,000-10,000	150-300	1-2 Max
PB23287	1A1W EL D. 5X60 ST.6	8,000-10,000	150-300	1-2 Max
PB23042	1A1W EL D. 6X60 ST.6	8,000-10,000	150-300	1-2 Max
PB23043	1A1W EL D. 8X60 ST.6	8,000-10,000	150-300	3 Max
PB23044	1A1W EL D. 10X60 ST.6	7,000-8,000	150-300	3 Max
PB23045	1A1W EL D. 12X60 ST.6	7,000-8,000	150-300	3 Max
PB23018	1A1W EL D. 16X60 ST.6	6,000-7,000	150-300	3 Max
PB23293	1A1W EL D. 3X15X60 ST.6	8,000-10,000	150-300	1-2 Max
PB23036	1A1W EL D. 4X15X60 ST.6	8,000-10,000	150-300	1-2 Max
PB23112	1A1W EL D. 5X15X60 ST.6	8,000-10,000	150-300	1-2 Max
PB23016	1A1W EL D. 6X15X60 ST.6	8,000-10,000	150-300	1-2 Max
PB23294	1A1W EL D. 3X12X60 ST.6	8,000-10,000	150-300	1 Max
PB23289	1A1W EL D. 4X12X60 ST.6	8,000-10,000	150-300	1-2 Max
PB23290	1A1W EL D. 5X12X60 ST.6	8,000-10,000	150-300	1-2 Max
PB23037	1A1W EL D. 6X12X60 ST.6	8,000-10,000	150-300	1-2 Max
PB23059	1A1W EL D. 8X12X60 ST.6	8,000-10,000	150-300	1-2 Max
PB23113	1A1W EL D. 10X12X60 ST.6	7,000-8,000	150-300	3 Max
PB23114	1A1W EL D. 12X12X60 ST.6	7,000-8,000	150-300	3 Max
PB23019	1A1W EL D. 16.7X25X60 ST.6	6,000-7,000	150-300	3 Max
PB23032	1A1W EL D. 8X20X60 ST.6	8,000-10,000	150-300	1-2 Max
PB23017	1A1W EL D. 10X25X65 ST.6	7,000-8,000	150-300	3 Max
PB23012	1A1W EL D. 12X30X65 ST.6	7,000-8,000	150-300	3 Max



Working parameters for ADI Engraving Tools

Prod. Code	Description	RPM	Feed Rate MM/Minute	Stock Removal (MM)
PB23115	1A1W EL D. 4.5X30X65 ST.6	8,000-10,000	150-300	1 Max
PB23103	1A1W EL D. 6,5X30X65 ST.6	8,000-10,000	150-300	1-2 Max
PB23104	1A1W EL D. 9X36X65 ST.6	8,000-10,000	150-300	3 Max
PB23038	1A1W EL D. 5X15X60 ST.6	8,000-10,000	150-300	1-2 Max
PB23015	1A1W EL D. 6X12X60 ST.6	8,000-10,000	150-300	1-2 Max
PB23118	1A1W EL D. 9X36X65 ST.6	8,000-10,000	150-300	1-2 Max
PB23025	1A1W EL D. 6X14X60 ST.6	8,000-10,000	150-300	1-2 Max
PB23026	1A1W EL D. 8X17X60 ST.6	8,000-10,000	150-300	1-2 Max
PB23039	1A1W EL D. 10X20X60 ST.6	8,000-10,000	150-300	1-2 Max
PB23100	1A1W EL D. 12X22X60 ST.6	7,000-8,000	150-300	3 Max
PB23033	1A1W EL D. 6X5.2X60-60° ST.6	8,000-10,000	150-300	1-2 Max
PB23040	1A1W EL D. 8X7X60-60° ST.6	8,000-10,000	150-300	1-2 Max
PB23116	1A1W EL D. 10X8.5X60-60° ST.6	7,000-8,000	150-300	3 Max
PB23117	1A1W EL D. 12X10.5X60-60° ST.6	7,000-8,000	150-300	3 Max
PB23070	1A1W EL D. 16X14X60-60° ST.6	7,000-8,000	150-300	3 Max
PB23034	1A1W EL D. 10X5X60-90° ST.6	7,000-8,000	150-300	3 Max
PB23041	1A1W EL D. 16X8X60-90° ST.6	7,000-8,000	150-300	3 Max
PB23119	1A1W EL D. 20X10X60-90° ST.6	6,000-7,000	150-300	3 Max



No. Pcs.	Set Composition
8	PB23042, PB23112, PB23103, PB23044, PB23059, PB23038, PFO5050(+M2), PFO5075(+M2)



No. Pcs.	Set Composition
10	PB23042, PB23043, PB23038, PB23116, PB23044, PB23019, PB23112, PB23104, PB23103, PB23026



No. Pcs.	Set Composition
15	PB23042, PB23036, PB23103, PB23025, PB23043, PB23037, PB23104, PB23044, PB23113, PB23038, PB23116, PB23045, PB23019, PB23118



No. Pcs.	Set Composition
34	PB23042, PB23059, PB23104, PB23040, PB23043, PB23113, PB23038, PB23116, PB23044, PB23114, PB23015, PB23117, PB23045, PB23019, PB23118, PB23070, PB23018, PB23032, PB23025, PB23034, PB23036, PB23017, PB23026, PB23041, PB23112, PB23012, PB23039, PB23119, PB23015, PB23115, PB23100, PB23037, PB23103, PB23033

Set Code	Description
PB23271	8 Pc. Electroplated Bit Set (A)
PB23190	10 Pc. Electroplated Bit Set (B)
PB23284	15 Pc. Electroplated Bit Set (C)
PB23285	34 Pc. Electroplated Bit Set (D)



Engraving Tool Holders

Description	Product Code	Part #
Type A Economy, 1/2" Gas, St. 6	SLO2103	924155



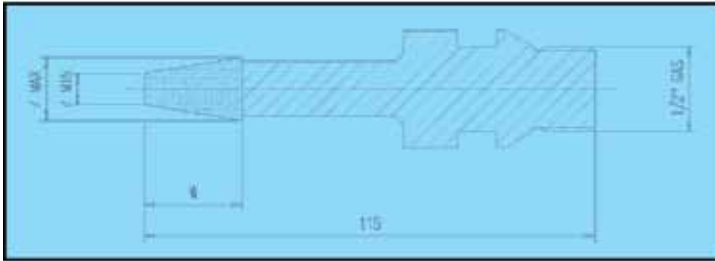
Description	Product Code	Part #
Type B Professional, 1/2" Gas, St. 6-10	SLO2231	924987
T-31 3/16 Electroplated Cutter 1/4 shank	N/A	933018
T-31 3/16 Electroplated Cutter 3/8 shank	N/A	933306
1/2" Gas, 14 x 10mm Blind Hole Bit	N/A	115158



Feed Rate: 15-30cm/minute
Stock Removal: Max 8mm

Electroplated Waterfed Engraving Bits

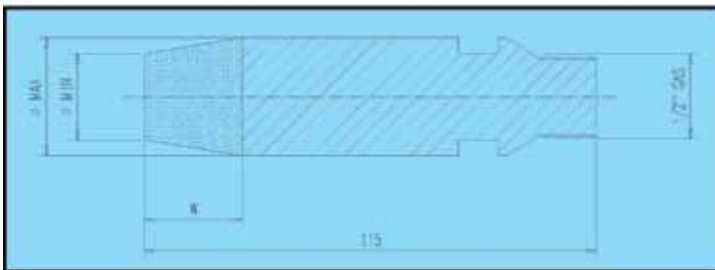
Description	Product Code	Part #
1A1W/Coarse, 8 x 12mm	PB23217	924164
1A1W/Coarse, 10 x 12mm	PB23218	N/A
1A1W/Coarse, 12 x 12mm	PB23219	924163
1A1W/Coarse, 15 x 12mm	PB23243	924162
1A1W/Coarse, 18 x 12mm	PB23244	924168
1A1W/Coarse, 20 x 12mm	PB23245	N/A



Feed Rate: 15-30cm/minute
 Stock Removal: 3 - 4mm
 Max RPM: 7,000 - 8,000

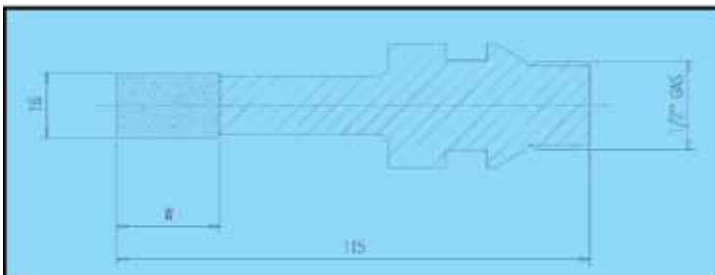
Sintered Waterfed Engraving Bits

Description	Product Code	Part #
Conical #6, 11 x 25mm, 1/2" Gas	PB27221	926305
Conical #8, 13 x 25mm, 1/2" Gas	PB27222	926307
Conical #14, 19 x 25mm, 1/2" Gas	PB27223	926309
Conical #8, 20 x 25mm, 1/2" Gas	PB27224	N/A



Feed Rate: 15-30cm/minute
 Stock Removal: 3 - 4mm
 Max RPM: 7,000 - 8,000

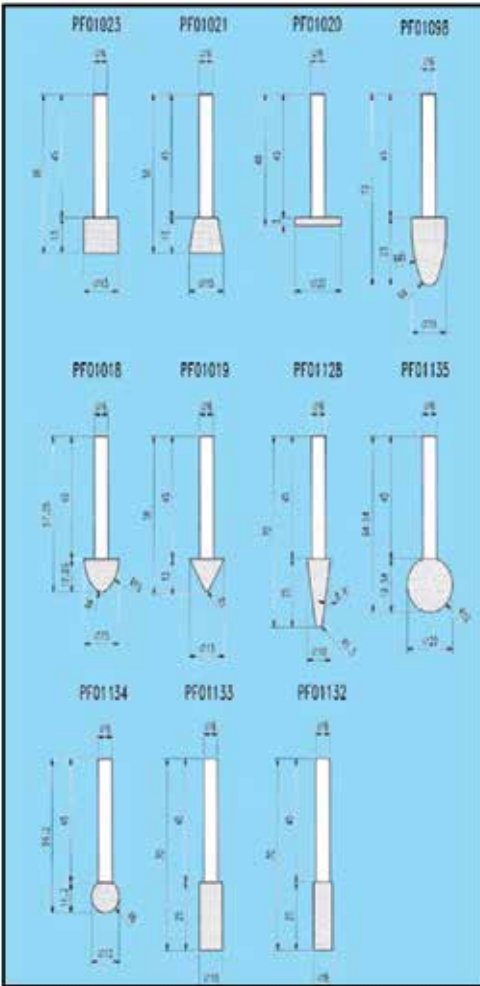
Description	Product Code	Part #
Conical #25, 30 x 25mm, 1/2" Gas	PB27225	926311



Feed Rate: 15-30cm/minute
 Stock Removal: 3 - 4mm
 Max RPM: 7,000 - 8,000

Description	Product Code	Part #
Cylindrical #25, 16 x 25mm, 1/2" Gas	PB27226	926302

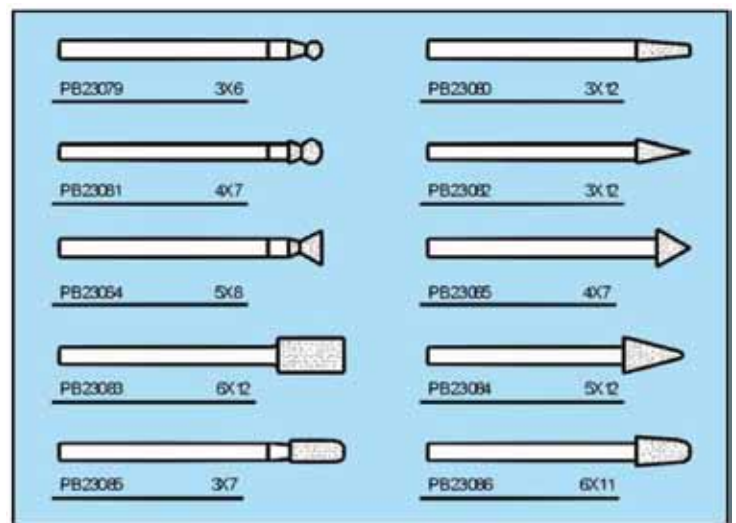
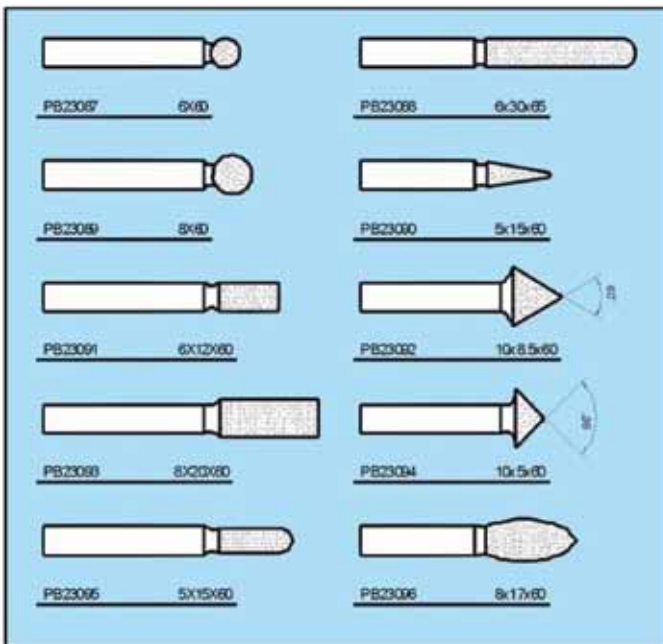
Sintered Engraving Bits



Feed Rate: 15-30cm/minute
 Stock Removal: 3 mm
 Max RPM: 8,000 – 10,000

Description	Product Code	Part #
Blunted Conical (Bullet), 15 x 12mm	PF01018	924152
Conical, 15 x 12mm	PF01019	924150
Flat Disc, 20 x 3mm	PF01020	N/A
Flat Wedge, 15 x 13mm	PF01021	924151
Barrel, 15 x 13mm	PF01023	924153
Blunted Conical (Bullet), 15 x 12mm	PF01098	N/A
Conical, 10 x 25mm	PF01128	N/A
Spherical (Ball), R=10mm	PF01135	N/A
Spherical (Ball), R=6mm	PF01134	N/A
Cylindrical, 10 x 25mm	PF01133	N/A
Cylindrical, 8 x 25mm	PF01132	N/A

Electroplated Engraving Bits (Granite)



Electroplated Engraving Bits (Granite)

With 3mm Shank (Grit D213)

Prod.Code	Description	RPM	Feed Rate MM/Minute	Stock Removal (MM)
PB23079	1A1W EL 3X6 ST.3	8,000-10,000	150-300	3 Max
PB23080	1A1W EL 4X7 ST.3	8,000-10,000	150-300	3 Max
PB23081	1A1W EL 3X12 ST.3	8,000-10,000	150-300	3 Max
PB23082	1A1W EL 3X12-12° ST.3	8,000-10,000	150-300	3 Max
PB23064	1A1W EL 5X8 ST.3	8,000-10,000	150-300	3 Max
PB23065	1A1W EL 4X7-30° ST.3	8,000-10,000	150-300	3 Max
PB23083	1A1W EL 6X12 ST.3	8,000-10,000	150-300	3 Max
PB23084	1A1W EL 5X12 ST.3	8,000-10,000	150-300	3 Max
PB23085	1A1W EL 3X7 ST.3	8,000-10,000	150-300	3 Max
PB23086	1A1W EL 6X11 ST.3	8,000-10,000	150-300	3 Max

With 6mm Shank (Grit D427)

Prod.Code	Description	RPM	Feed Rate MM/Minute	Stock Removal (MM)
PB23087	1A1W EL 6X60 ST.6	8,000-10,000	150-300	3 Max
PB23088	1A1W EL 6X30X65 ST.6	8,000-10,000	150-300	3 Max
PB23089	1A1W EL 8X60 ST.6	8,000-10,000	150-300	3 Max
PB23090	1A1W EL 5X15X60 ST.6	8,000-10,000	150-300	3 Max
PB23091	1A1W EL 6X12X60 ST.6	8,000-10,000	150-300	3 Max
PB23092	1A1W EL 10X8.5X60 ST.6	8,000-10,000	150-300	3 Max
PB23093	1A1W EL 8X20X60 ST.6	8,000-10,000	150-300	3 Max
PB23094	1A1W EL 10X5X60 ST.6	8,000-10,000	150-300	3 Max
PB23095	1A1W EL 5X15X60 ST.6	8,000-10,000	150-300	3 Max
PB23096	1A1W EL 8X17X60 ST.6	8,000-10,000	150-300	3 Max

Description	Product Code	Part #
Economy Holder For Engraving Tools (A-1/2" Gas - St. 6)	SLO2103	924155

Description	Product Code	Part #
Professional Holder For Engraving Tools (A-1/2" Gas - St. 6, St. 10)	SLO2231	924987



Sintered Engraving Bits for Writing (Granite & Marble)

Description	Product Code	Part #
1A1W 8 – 60°/Type S	PG01808	924159
1A1W 10 – 60°/Type S	PG01810	924160

Feed Rate: 15-25cm/minute

Stock Removal: 3mm

Max RPM: 7,000 – 8,000



PCD Engraving Bits for Writing (Granite & Marble)

Description	Product Code	Part #
1A1W 10 – 90°/Pointed	PB35001	924165
1A1W 10 – 70°/Pointed	PB35002	924170
1A1W 10 – 120°/Pointed	PB35004	924171

Feed Rate: 15-25cm/minute

Stock Removal: 3mm

Max RPM: 7,000 – 8,000



WIDIA Engraving Bits for Writing (Granite & Marble)

Description	Product Code	Part #
36°/Point Diam. 10	PG29505	924175
60°/Point Diam. 10	PG29504	924176
90°/Point Diam. 10	PG29499	924177

Feed Rate: 15-25cm/minute

Stock Removal: 3mm

Max RPM: 8,000 – 10,000



Economy Adaptor

Description	Product Code	Part #
1/2" Gas Connection – St. 10	SLO2002	924158



Single Lip Chisels for Pantograph & CNC (Granite & Marble)



Description	Product Code	Part #
Flat Bit - St. 10	PG29506	N/A



Description	Product Code	Part #
Rounded Bit - St. 10, R=10	PG29507	N/A
Rounded Bit - St. 10, R=5	PG29508	N/A



Description	Product Code	Part #
Conical Bit, 30°, 3mm	PG29509	N/A
Conical Bit, 30°, 2mm	PG29510	N/A
Conical Bit, 30°, 1mm	PG29511	N/A



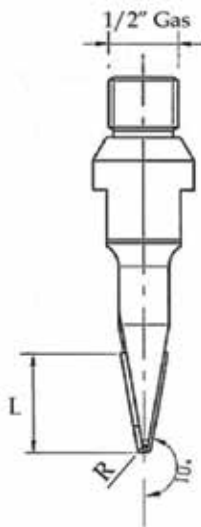
Description	Product Code	Part #
Rounded Bit - St. 10, R=2, 7	PG29512	N/A



Description	Product Code	Part #
Rounded Bit, 30° - St. 10	PG29513	N/A



Description	Product Code	Part #
Conical Bit, 30°, 2mm, Waterfed	PG29514	N/A
Conical Bit, 30°, 1.5mm, Waterfed	PG29515	N/A



WIDIA Engraving Bits (Granite & Marble)

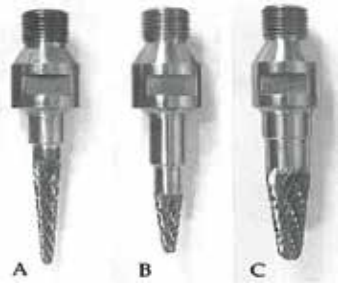
Description	Product Code	Part #
Conical bit, 3 x 30, 1/2" Gas	PB36001	924990
Conical bit, 3 x 30, 1/2" Gas, Waterfed	PB36002	926049
Conical bit, 5 x 30, 1/2" Gas	PB36003	N/A
Conical bit, 5 x 30, 1/2" Gas, Waterfed	PB36004	924999
Conical bit, 8 x 30, 1/2" Gas	PB36005	N/A
Conical bit, 8 x 30, 1/2" Gas, Waterfed	PB36006	924997
Conical bit, 3 x 50, 1/2" Gas	PB36007	N/A
Conical bit, 3 x 50, 1/2" Gas, Waterfed	PB36008	924998
Conical bit, 5 x 50, 1/2" Gas	PB36009	N/A
Conical bit, 5 x 50, 1/2" Gas, Waterfed	PB36010	N/A
Conical bit, 8 x 50, 1/2" Gas	PB36011	N/A
Conical bit, 8 x 50, 1/2" Gas, Waterfed	PB36012	N/A

Feed Rate: 15-25cm/minute

Stock Removal: 3mm

Max RPM: 7,000 - 10,000

WIDIA Engraving Bits (Granite & Marble)



Description	Product Code	Part #
Conical bit, 12 x 50, 1/2" Gas	PB36014	924194
Conical bit, 12 x 28, 1/2" Gas	PB36015	924195
Conical bit, 20 x 40, 1/2" Gas	PB36016	924196

Feed Rate: 20-40cm/minute
 Stock Removal: 3mm
 Max RPM: 7,000



Description	Product Code	Part #
Conical bit, 1/2" Gas	PB36027	N/A

Feed Rate: 20-40cm/minute
 Stock Removal: 3mm
 Max RPM: 7,000




Feed Rate: 20-40cm/minute
 Stock Removal: 3mm
 Max RPM: 6,000-6,500

Description	Product Code	Part #
(A) 18.9 x 120, 1/2" Gas, R=1.5mm	PB36018	N/A
(A) 18.9 x 120, 1/2" Gas, R=1.5mm	PB36019	N/A
(B) 20 x 100, 1/2" Gas, LT=175mm	PB36016	N/A



Feed Rate: 20-40cm/minute
 Stock Removal: 3mm
 Max RPM: 7,000

Description	Product Code	Part #
(C) 3 x 50, 1/2" Gas, R=1.5mm	PB36021	N/A
(C) 5 x 50, 1/2" Gas, R=2.5mm	PB36022	N/A
(C) 8 x 50, 1/2" Gas, R=4mm	PB36023	N/A
(D) 3 x 30, 1/2" Gas, R=1.5mm	PB36024	N/A
(D) 5 x 30, 1/2" Gas, R=2.5mm	PB36025	N/A
(D) 8 x 30, 1/2" Gas, R=4mm	PB36026	N/A



Diamond Sharpening Wheel

Description	Product Code	Part #
6A2, 100 x 10 x 2mm	MA05024	N/A

Now Available FULLY ASSEMBLED!

- **Anodized Aluminum**
- **Vulcanized Rubber on Top and Bottom Plates**
- **Double Sealed, Replaceable Rubber Gaskets**
- **Modular Design for Low Shipping Cost**



ADI® CNC Vacuum System

ADI® Vacuum Pods are precision manufactured in Italy to the exacting OEM specifications of the industry's top stone machinery manufacturers. ADI vacuum pods' modular design option allows easy replacement of damaged components, as well as

the ability to assemble custom pod solutions.

ADI Vacuum Pods are available in a wide range of shapes and sizes; call GranQuartz for more details.

1-800-458-6222.

Fully functioning/interchangeable vacuum plates on top and bottom for extra holding power and versatility (most systems feature a simple gasket design for the bottom plate).

Modular design option for lower shipping costs and no need to ship entire pods across the country for rework due to damage or wear.



Modular design option for versatility- all parts may be ordered separately.



Vulcanized rubber plates with double sealed rubber gaskets that are easily replaceable (and more wear resistant than foam gaskets found on other systems).

CNC Vacuum Pods

BRETON



Description	Prod. Code	Part #
Square, Slotted		
Top 150x150 H= 90x4 Base 150x150	KSO1002	973248
Top 1200x200 H=90x4 Base200x200	KSO1512	973249



Description	Prod. Code	Part #
Rectangular, Slotted		
Top 200x 40 H= 90x2 Base 200x100	KSO2101	973250
Top 300x200 H= 90x6 Base 300x200	KSO2002	973251
Top 400x200 H= 90x6 Base 400x200	KSO2107	973252
Top 500x250 H= 90x8 Base 500x250	KSO2108	973253
Top 45x400 H= 90x3 Base 300x150	KSO2102	973254



Description	Prod. Code	Part #
Round, Slotted		
Top Ø 100 H= 90 Base Ø 130	KSO3530	973255
Top Ø 130 H= 90 Base Ø 130	KSO3532	973256
Top Ø 160 H= 90 Base Ø 200	KSO3534	973257
Top Ø 200 H= 90 Base Ø 200	KSO3009	973258

BREMBANA



Description	Prod. Code	Part #
Square		
Top 100x100 H=100x2 Base100x100	KSO1013	911704
Top 150x150 H=100x4 Base 150x150	KSO1014*	911716
Top 200x200 H=100x4 Base200x200	KSO1015*	911728

Description	Prod. Code	Part #
Square/Corner Shape		
TopCorner 150 H=100x3 Base150x150	KSO5001*	973259



Description	Prod. Code	Part #
Rectangular		
Top 150x70 H=100x2 Base 150x150	KSO2033*	911740
Top 200x55 H=100x2 Base 200x150	KSO2034*	911752
Top 200x70 H=100x2 Base 200x150	KSO2035*	911764
Top 200x100 H=100x2 Base 200x150	KSO2036*	911776
Top 200x150 H=100x4 Base 200x150	KSO2037*	911788
Top 300x150 H=100x6 Base 300x150	KSO2038*	911800
Top 300x200 H=100x6 Base 300x200	KSO2039*	911812
Top 400x200 H=100x6 Base 400x200	KSO2040*	911824
Top 500x250 H=100x8 Base 500x250	KSO2144*	911836
Top 45x400 H=100x3 Base 300x150	KSO2150*	973201
Top 45x300 H=100x3 Base 300x150	KSO2171*	973260



Description	Prod. Code	Part #
Round		
Top Ø 120 H= 100 Base Ø 120	KSO3039	918860
Top Ø 160 H= 100 Base Ø 160	KSO3114	973203
Top Ø 180 H= 100 Base Ø 200	KSO3043	911896
Top Ø 200 H= 100 Base Ø 200	KSO3044	973204



INTERMAC/NORTHWOOD/PARK



Description	Prod. Code	Part #
Square		
Top 100x100 H=105x2 Base100x100	KS01001	911705
Top 150x150 H=105x4 Base 150x150	KS01016*	911717
Top 200x200 H=105x4 Base200x200	KS01017*	911729
Square/Corner Shape		
TopCorner 150 H=105x3 Base150x150	KS05002*	911969



Description	Prod. Code	Part #
Rectangular		
Top 150x70 H=105x2 Base 150x150	KS02041*	911741
Top 200x55 H=105x2 Base 200x150	KS02042*	911753
Top 200x70 H=105x2 Base 200x150	KS02043*	911765
Top 200x100 H=105x2 Base 200x150	KS02044*	911777
Top 200x150 H=105x4 Base 200x150	KS02045*	911789
Top 300x150 H=105x6 Base 300x150	KS02046*	911801
Top 300x200 H=105x6 Base 300x200	KS02047*	911813
Top 400x200 H=105x6 Base 400x200	KS02048*	911825
Top 500x250 H=105x8 Base 500x250	KS02151*	911837
Top 45x400 H=105x3 Base 300x150	KS02138*	911954
Top 45x300 H=105x3 Base 300x150	KS02172*	911963



Description	Prod. Code	Part #
Round		
Top Ø 80 H=105 Base Ø 80	KS03045	973205
Top Ø 100 H=105 Base Ø 120	KS03046	911849
Top Ø 120 H=105 Base Ø 120	KS03047	911861
Top Ø 130 H=105 Base Ø 130	KS03048	911873
Top Ø 150 H=105 Base Ø 150	KS03049	911885
Top Ø 160 H=105 Base Ø 160	KS03002	911975
Top Ø 180 H=105 Base Ø 180	KS03166	973206
Top Ø 180 H=105 Base Ø 200	KS03051	911897
Top Ø 200 H=105 Base Ø 200	KS03052	610085

DENVER



Description	Prod. Code	Part #
Square		
Top 100x100 H=120x2 Base100x100	KS01008	911714
Top 150x150 H=120x4 Base 150x150	KS01003*	911718
Top 200x200 H=120x4 Base200x200	KS01019*	911730
Square/Corner Shape		
Top Corner 150 H=120x3 Base150x150	KS05003*	973261



Description	Prod. Code	Part #
Rectangular		
Top 150x70 H=120x2 Base 150x150	KS02049*	911742
Top 200x55 H=120x2 Base 200x150	KS02050*	911754
Top 200x70 H=120x2 Base 200x150	KS02051*	911766
Top 200x100 H=120x2 Base 200x150	KS02052*	911778
Top 200x150 H=120x4 Base 200x150	KS02053*	911790
Top 300x150 H=120x6 Base 300x150	KS02054*	911802
Top 300x200 H=120x6 Base 300x200	KS02055*	911814

(continued next page)



DENVER



Description	Prod. Code	Part #
Rectangular		
Top 400x200 H=120x6 Base 400x200	KS02056*	911826
Top 500x250 H=120x8 Base 500x250	KS02152*	911838
Top 45x400 H=120x3 Base 300x150	KS02153*	973207
Top 45x300 H=120x3 Base 300x150	KS02173*	973262



Description	Prod. Code	Part #
Round		
Top Ø 80 H=120 Base Ø 80	KS03053	973208
Top Ø 100 H=120 Base Ø 120	KS03054	911850
Top Ø 120 H=120 Base Ø 120	KS03055	911862
Top Ø 130 H=120 Base Ø 130	KS03142	911874
Top Ø 150 H=120 Base Ø 150	KS03057	911886
Top Ø 160 H=120 Base Ø 160	KS03115	973209
Top Ø 180 H=120 Base Ø 180	KS03167	973210
Top Ø 180 H=120 Base Ø 200	KS03059	911898
Top Ø 200 H=120 Base Ø 200	KS03060	911973



Description	Prod. Code	Part #
Square, Slotted		
Top 150x150 H=120x4 Base 150x150	KS01040	973263
Top 200x200 H=120x4 Base 150x150	KS01044	973264



Description	Prod. Code	Part #
Rectangular, Slotted		
Top 200x 40 H=120x2 Base 200x100	KG02124	973265
Top 300x200 H=120x6 Base 300x200	KS02121	973266
Top 400x200 H=120x6 Base 400x200	KS02122	911968
Top 500x250 H=120x8 Base 500x250	KS02123	973267
Top 45x400 H=120x3 Base 300x150	KS02103	973268



Description	Prod. Code	Part #
Round, Slotted		
Top Ø 100 H=120 Base Ø 130	KS03537	973269
Top Ø 130 H=120 Base Ø 130	KS03546	973270
Top Ø 160 H=120 Base Ø 200	KS03548	973271
Top Ø 200 H=120 Base Ø 200	KS03550	973272



BAVELLONI



Description	Prod. Code	Part #
Square		
Top 100x100 H=124.5x2 Base 100x100	KS01020	911707
Top 150x150 H=124.5x4 Base 150x150	KS01021*	911719
Top 200x200 H=124.5x4 Base 200x200	KS01022*	911731
Square/Corner Shape		
Top Corner 150 H=124 5x3 Base 150x150	KS05004*	973273



Description	Prod. Code	Part #
Rectangular		
Top 150x70 H=124.5x2 Base 150x150	KS02057*	911743
Top 200x55 H=124.5x2 Base 200x150	KS02058*	911755
Top 200x70 H=124.5x2 Base 200x150	KS02059*	911767
Top 200x100 H=124.5x2 Base 200x150	KS02060*	911779
Top 200x150 H=124.5x4 Base 200x150	KS02061*	911791
Top 300x150 H=124.5x6 Base 300x150	KS02062*	911803
Top 300x200 H=124.5x6 Base 300x200	KS02063*	911815
Top 400x200 H=124.5x6 Base 400x200	KS02064*	911827
Top 500x250 H=124.5x8 Base 500x250	KS02156*	N/A
Top 45x400 H=124.5x3 Base 300x150	KS02157*	973211
Top 45x300 H=124.5x3 Base 300x150	KS02174*	973274



Description	Prod. Code	Part #
Round		
Top Ø 80 H=124 Base Ø 80	KS03061	911956
Top Ø 100 H=124 Base Ø 120	KS03062	911851
Top Ø 120 H=124 Base Ø 120	KS03063	911863
Top Ø 130 H=124 Base Ø 130	KS03143	911875
Top Ø 150 H=124 Base Ø 150	KS03065	911887
Top Ø 160 H=124 Base Ø 160	KS03116	911957
Top Ø 180 H=124 Base Ø 180	KS03168	911959
Top Ø 180 H=124 Base Ø 200	KS03067	911899
Top Ø 200 H=124 Base Ø 200	KS03068	911958

BIMATECH



Description	Prod. Code	Part #
Square		
Top 100x100 H=140x2 Base 100x100	KS01004	911708
Top 150x150 H=140x4 Base 150x150	KS01005*	911720
Top 200x200 H=140x4 Base 200x200	KS01006*	911732
Square/Corner Shape		
Top Corner 150 H=140x3 Base 150x150	KS05005*	973275



Description	Prod. Code	Part #
Rectangular		
Top 150x70 H=140x2 Base 150x150	KS02014*	911744
Top 200x55 H=140x2 Base 200x150	KS02050*	911756
Top 200x70 H=140x2 Base 200x150	KS02009*	911768
Top 200x100 H=140x2 Base 200x150	KS02010*	911780
Top 200x150 H=140x4 Base 200x150	KS02011*	911792
Top 300x150 H=140x6 Base 300x150	KS02012*	911804
Top 300x200 H=140x6 Base 300x200	KS02013*	911816

(continued next page)



BIMATECH



Description	Prod. Code	Part #
Rectangular		
Top 400x200 H=140x6 Base 400x200	KS02015*	911828
Top 500x250 H=140x8 Base 500x250	KS02154*	911839
Top 45x400 H=140x3 Base 300x150	KS02155*	973212
Top 45x300 H=140x3 Base 300x150	KS02175*	973276



Description	Prod. Code	Part #
Round		
Top Ø 80 H=140 Base Ø 80	KS03010	973213
Top Ø 100 H=140 Base Ø 120	KS03011	911852
Top Ø 120 H=140 Base Ø 120	KS03012	911864
Top Ø 130 H=140 Base Ø 130	KS03144	911876
Top Ø 150 H=140 Base Ø 150	KS03014	911888
Top Ø 160 H=140 Base Ø 160	KS03117	973214
Top Ø 180 H=140 Base Ø 180	KS03169	973215
Top Ø 180 H=140 Base Ø 200	KS03016	911900
Top Ø 200 H=140 Base Ø 200	KS03017	973216

THIBAUT



Description	Prod. Code	Part #
Square		
Top 100x100 H=150x2 Base 100x100	KS01023	911709
Top 150x150 H=150x4 Base 150x150	KS01024*	911721
Top 200x200 H=150x4 Base 200x200	KS01025*	911733
Square/Corner Shape		
Top Corner 150 H=150x3 Base 150x150	KS05006*	973277



Description	Prod. Code	Part #
Rectangular		
Top 150x70 H=150x2 Base 150x150	KS02065*	911745
Top 200x55 H=150x2 Base 200x150	KS02066*	911757
Top 200x70 H=150x2 Base 200x150	KS02067*	911769
Top 200x100 H=150x2 Base 200x150	KS02068*	911781
Top 200x150 H=150x4 Base 200x150	KS02069*	911793
Top 300x150 H=150x6 Base 300x150	KS02070*	911805
Top 300x200 H=150x6 Base 300x200	KS02071*	911817
Top 400x200 H=150x6 Base 400x200	KS02072*	911829
Top 500x250 H=150x8 Base 500x250	KS02149*	911841
Top 45x400 H=150x3 Base 300x150	KS02139*	973217
Top 45x300 H=150x3 Base 300x150	KS02176*	973278



Description	Prod. Code	Part #
Round		
Top Ø 80 H=150 Base Ø 80	KS03069	973218
Top Ø 100 H=150 Base Ø 120	KS03070	911853
Top Ø 120 H=150 Base Ø 120	KS03071	911865
Top Ø 130 H=150 Base Ø 130	KS03140	911877
Top Ø 150 H=150 Base Ø 150	KS03073	911889
Top Ø 160 H=150 Base Ø 160	KS03118	973219
Top Ø 180 H=150 Base Ø 180	KS03170	973220
Top Ø 180 H=150 Base Ø 200	KS03075	911901
Top Ø 200 H=150 Base Ø 200	KS03076	973221



BRETON



Description	Prod. Code	Part #
Square, Slotted		
Top 150x150 H=150x4 Base 150x150	KS01101	973279
Top 200x200 H=150x4 Base 200x200	KS01102	973280



Description	Prod. Code	Part #
Rectangular, Slotted		
Top 200x 40 H=150x2 Base 200x100	KG02104	973281
Top 300x200 H=150x6 Base 300x200	KS02112	973282
Top 400x200 H=150x6 Base 400x200	KS02113	973283
Top 500x250 H= 150x8 Base 500x250	KS02114	973284
Top 45x400 H=150x3 Base 300x150	KS02115	973285



Description	Prod. Code	Part #
Round, Slotted		
Top Ø 100 H=150 Base Ø 130	KS03551	973286
Top Ø 130 H=150 Base Ø 130	KS03552	973287
Top Ø 160 H=150 Base Ø 200	KS03553	973288
Top Ø 200 H= 150 Base Ø 200	KS03554	973289

OMAG



Description	Prod. Code	Part #
Square		
Top 100x100 H=160x2 Base 100x100	KS01051	911710
Top 150x150 H=160x4 Base 150x150	KS01052*	911722
Top 200x200 H=160x4 Base 200x200	KS01053*	911734

Description	Prod. Code	Part #
Square/Corner Shape		
Top Corner 150 H=160x3 Base 150x150	KS05007*	973290



Description	Prod. Code	Part #
Rectangular		
Top 150x70 H=160x2 Base 150x150	KS02161*	911746
Top 200x55 H=160x2 Base 200x150	KS02162*	911758
Top 200x70 H=160x2 Base 200x150	KS02163*	911770
Top 200x100 H=160x2 Base 200x150	KS02164*	911782
Top 200x150 H=160x4 Base 200x150	KS02165*	911794
Top 300x150 H=160x6 Base 300x150	KS02166*	911806
Top 300x200 H=160x6 Base 300x200	KS02167*	911818
Top 400x200 H=150x6 Base 400x200	KS02068*	911830
Top 500x250 H=160x8 Base 500x250	KS02169*	911842
Top 45x400 H=160x3 Base 300x150	KS02170*	973222
Top 45x300 H=160x3 Base 300x150	KS02181*	973291



Description	Prod. Code	Part #
Round		
Top Ø 80 H=160 Base Ø 80	KS03178	973223
Top Ø 100 H=160 Base Ø 120	KS03179	911854
Top Ø 120 H=160 Base Ø 120	KS03180	911866

(continued next page)



OMAG



Description	Prod. Code	Part #
Round		
Top Ø 130 H=160 Base Ø 130	KS03181	911878
Top Ø 150 H=160 Base Ø 150	KS03182	911890
Top Ø 160 H=160 Base Ø 160	KS03183	973224
Top Ø 180 H=160 Base Ø 180	KS03184	973225
Top Ø 180 H=160 Base Ø 200	KS03185	911902
Top Ø 200 H=160 Base Ø 200	KS03186	973226

BREMBANA



Description	Prod. Code	Part #
Square		
Top 100x100 H=200x2 Base 100x100	KS01029	911711
Top 150x150 H=200x4 Base 150x150	KS01030*	911723
Top 200x200 H=200x4 Base 200x200	KS01031*	911735

Description	Prod. Code	Part #
Square/Corner Shape		
Top Corner 150 H=200x3 Base 150x150	KS05008*	973292



Description	Prod. Code	Part #
Rectangular		
Top 150x70 H=200x2 Base 150x150	KS02081*	911747
Top 200x55 H=200x2 Base 200x150	KS02082*	911759
Top 200x70 H=200x2 Base 200x150	KS02083*	911771
Top 200x100 H=200x2 Base 200x150	KS02084*	911783
Top 200x150 H=200x4 Base 200x150	KS02085*	911795
Top 300x150 H=200x6 Base 300x150	KS02086*	911807
Top 300x200 H=200x6 Base 300x200	KS02087*	911819
Top 400x200 H=200x6 Base 400x200	KS02088*	911831
Top 500x250 H=200x8 Base 500x250	KS02157*	911843
Top 45x400 H=200x3 Base 300x150	KS02142*	973227
Top 45x300 H=200x3 Base 300x150	KS02178*	973293



Description	Prod. Code	Part #
Round		
Top Ø 80 H=200 Base Ø 80	KS03085	973228
Top Ø 100 H=200 Base Ø 120	KS03086	911855
Top Ø 120 H=200 Base Ø 120	KS03087	911867
Top Ø 130 H=200 Base Ø 130	KS03144	911879
Top Ø 150 H=200 Base Ø 150	KS03089	911891
Top Ø 160 H=200 Base Ø 160	KS03120	973229
Top Ø 180 H=200 Base Ø 180	KS03172	911952
Top Ø 180 H=200 Base Ø 200	KS03091	911903
Top Ø 200 H=200 Base Ø 200	KS03092	911935



INTERMAC PLUS



Description	Prod. Code	Part #
Square		
Top 100x100 H=213x2 Base 100x100	KSO1032	911712
Top 150x150 H=213x4 Base 150x150	KSO1033*	911724
Top 200x200 H=213x4 Base 200x200	KSO1034*	911736
Square/Corner Shape		
Top Corner 150 H=213x3 Base 150x150	KSO5009*	973294



Description	Prod. Code	Part #
Rectangular		
Top 150x70 H=213x2 Base 150x150	KSO2089*	911748
Top 200x55 H=213x2 Base 200x150	KSO2090*	911760
Top 200x70 H=213x2 Base 200x150	KSO2091*	911772
Top 200x100 H=213x2 Base 200x150	KSO2092*	911784
Top 200x150 H=213x4 Base 200x150	KSO2093*	911796
Top 300x150 H=213x6 Base 300x150	KSO2094*	911808
Top 300x200 H=213x6 Base 300x200	KSO2095*	911820
Top 400x200 H=213x6 Base 400x200	KSO2096*	911832
Top 500x250 H=213x8 Base 500x250	—	N/A
Top 45x400 H=213x3 Base 300x150	KSO2159*	973230
Top 45x300 H=213x3 Base 300x150	KSO2179*	973295



Description	Prod. Code	Part #
Round		
Top Ø 80 H=213 Base Ø 80	KSO3093	973231
Top Ø 100 H=213 Base Ø 120	KSO3094	911856
Top Ø 120 H=213 Base Ø 120	KSO3095	911868
Top Ø 130 H=213 Base Ø 130	—	N/A
Top Ø 150 H=213 Base Ø 150	KSO3097	911892
Top Ø 160 H=213 Base Ø 160	KSO3121	973232
Top Ø 180 H=213 Base Ø 180	KSO3173	973234
Top Ø 180 H=213 Base Ø 200	KSO3099	911904
Top Ø 200 H=213 Base Ø 200	KSO3100	973233



PRUSSIANI



Description	Prod. Code	Part #
Square, Slotted		
Top 150x150 H=240x4 Base 150x150	KSO1103	973296
Top 200x200 H=240x4 Base 200x200	KSO1104	973297



Description	Prod. Code	Part #
Rectangular, Slotted		
Top 200x 40 H=240x2 Base 200x100	KGO2117	973298
Top 300x200 H=240x6 Base 300x200	KSO2182	973299
Top 400x200 H=240x6 Base 400x200	KSO2183	973300
Top 500x250 H= 240x8 Base 500x250	KSO2184	973301
Top 45x400 H=240x3 Base 300x150	KSO2185	973302

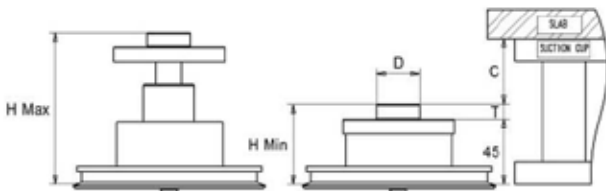
(continued next page)



Description	Prod. Code	Part #
Round, Slotted		
Top Ø 100 H=240 Base Ø 130	KSO3555	973303
Top Ø 130 H=240 Base Ø 130	KSO3556	973304
Top Ø 160 H=240 Base Ø 200	KSO3557	973305
Top Ø 200 H=240 Base Ø 200	KSO3558	973306



Description	Prod. Code	Part #
Round, Slotted		
Top Ø 100 H=240 Base Prussiani	KSO3307	973307
Top Ø 130 H=240 Base Prussiani	KSO3308	973308
Top Ø 160 H=240 Base Prussiani	KSO3309	973309
Top Ø 200 H=240 Base Prussiani	KSO3310	973310



Description	Prod. Code	Part #
Reference Rod		
Pin Stop Ø 26 H140 Intermac	KS07004	911978
Plastic Rod Ø 26 Intermac (spare)	KS07104	911979
Pin Stop Ø 39 H180 Thibaut	KS07003	911980
Plastic Rod Ø 39 Thibaut (spare)	KS07103	911981
Pin Stop Ø 35 H230 Brembana	KS07005	911982
Plastic Rod Ø 35 Bremabana (spare)	KS07105	911983

Description	Prod. Code	Part #
Drilling Support		
Height 100 -105 mm	KS11301	911941
Height 120 -124.5mm	KS11302	911942
Height 150 mm	KS11303	911943
Height 200 mm	KS11304	911944
Height 240 mm	KS11305	911945
Backing Pad Replacement	KS11400	911984

Description	Prod. Code	Part #
Retractable Suction Cup		
Height Min=51mm—Max 100mm	KS09004	911985
Height Min=56mm—Max 105mm	KS09005	911986
Height Min=71mm—Max 120mm	KS09006	973311
Height Min=75.5mm—Max 124.5mm	KS09007	973312
Height Min=91mm—Max 140mm	KS09008	973313
Height Min=101mm—Max 150mm	KS09009	973314
Height Min=111mm—Max 160mm	KS09010	973315
Height Min=125mm—Max 200mm	KS09001	610073
Height Min=138mm—Max 213mm	KS09002	911930
Height Min=165mm—Max 240mm	KS09003	911931

Description	Prod. Code	Part #
Retractable Reference Cylinder		
Brembana H=100 mm	KB08001	973235
Intermac H=105 mm	KB08002	911953
Denver H=120 mm	KB08003	973236
Bavelloni H=124.5 mm	KB08004	973237
Bimatech H=140 mm	KB08005	973238
Spare Plastic Cylinder		
D=30 mm T=10 mm	KB09001	973316
D=30 mm T=17.5 mm	KB09002	973317
D=30 mm T=25 mm	KB09006	973318
D=20 mm T=32.5 mm	KB09003	973319
D=30 mm T=37.5 mm	KB09004	973320
D=30 mm T=52.5 mm	KB09005	973321



Description	Prod. Code	Part #
Retractable Reference Cylinder		
Brembana H=200 mm T=17 mm	KB08001	911927
Intermac H=213 mm T=30 mm	KB08002	911928
Prussiani H=240 mm T=57 mm	KB08003	911929
Spare Plastic Cylinder		
D=35 mm T=17 mm	KB09007	973322
D=35 mm T=30 mm	KB09008	973323
D=35 mm T=35 mm	KB09009	973324



Description	Prod. Code	Part #
Manifold		
Manifold	KS33003	973325



Description	Prod. Code	Part #
Clamps		
Manual Clamp- Min 24mm Max 40 mm	KS31002	973239
Mechanical Clamp H=105 mm	KS06013	911936
Mechanical Clamp H=120 mm	KS06014	973240
Mechanical Clamp H=124.5 mm	KS06015	973241
Mechanical Clamp H=140 mm	KS06016	973242
Mechanical Clamp H=150 mm	KS06018	973244
Mechanical Clamp H=160 mm	KS06017	973243
Mechanical Clamp H=200 mm	KS06019	973245
Mechanical Clamp H=213 mm	KS06021	973246
Mechanical Clamp H=240 mm	KS06022	973247
Pneumatic Clamp H=100 mm	KS06002	911909
Pneumatic Clamp H=105 mm	KS06003	911910
Pneumatic Clamp H=120 mm	KS06004	911911
Pneumatic Clamp H=124.5 mm	KS06005	911912
Pneumatic Clamp H=140 mm	KS06001	911913
Pneumatic Clamp H=150 mm	KS06006	911914
Pneumatic Clamp H=160 mm	KS06007	911915
Pneumatic Clamp H=200 mm	KS06008	911906
Pneumatic Clamp H=213 mm	KS06009	911907
Pneumatic Clamp H=240 mm	KS06010	911908



Description	Prod. Code	Part #
"T" Shaped Air Fitting - Male		
Diam. 6 mm -1/4 "	KR08001	973326
Diam. 8 mm -1/4 "	KR08002	973327
Diam. 10 mm -1/4 "	KR08003	973328
Diam. 12 mm -1/4 "	KR08004	973329
Plug For "T" Shaped Air Fitting		
Diam. 6 mm'	KR04001	973330
Diam. 8 mm	KR04002	973331
Diam. 10 mm	KR04003	973332
Diam. 12 mm	KR04004	973333
90° Air Fitting - Male		
Diam. 6 mm -1/4 "	KR06001	610053
Diam. 8 mm -1/4 "	KR06002	610054
Diam. 10 mm -1/4 "	KR06003	610055
Straight Air Fitting - Male		
Diam. 6 mm -1/4 "	KR05001	610050
Diam. 8 mm -1/4 "	KR05002	610051
Diam. 10 mm -1/4 "	KR05003	610052

Description	Prod. Code	Part #
Threaded O-Ring Sealed Plug		
1/4 "	KR03001	610046

Description	Prod. Code	Part #
Valves		
Female to Female	KR01001	610044
Male to Male	KR02001	610045

Description	Prod. Code	Part #
CNC Table & Pods Grinding Tools		
Diam.106 mm F=35 4 Inserts	KR25001	911972

Description	Prod. Code	Part #
Vacuum Fences		
Double H=105 Base 200x150	KS12001	911400
Triple H=105 Base 300x150	KS12002	911401
Double H=200 Base 200x150	KS12003	911402
Triple H=200 Base 300x150	KS12004	911403



Square Seals

Plate Dimensions	Product Code	Part #
100 x 100MM	KS23102	610056
150 x 150MM	KS23103	610057
200 x 200MM	KS23104	610058

Rectangular Seals

Plate Dimensions	Product Code	Part #
150 x 70MM	KS23201	610087
200 x 55MM	KS23202	610059
200 x 70MM	KS23203	610086
200 x 100MM	KS23204	610060
200 x 150MM	KS23205	610061
300 x 150MM	KS23206	610062
300 x 200MM	KS23207	610063
400 x 200MM	KS23208	610064
500 x 250MM	KS23209	973334

Round Seals

Plate Diameter	Product Code	Part #
80MM	KS23301	610065
100MM	KS23302	610066
120MM	KS23303	610067
130MM	KS23304	610068
150MM	KS23305	610069
160MM	KS23306	610070
180MM	KS23307	911692
200MM	KS23308	610071

Air Fittings

Description	Product Code	Part #
1/4" Sealed Plug	KR03001	911923



Pressure Release Valve

Description	Product Code	Part #
1/4" Pressure Valve	KR28001	911926

Hardware Kit (Screws & O-Rings)

Description	Product Code	Part #
Hardware Kit	KS24001	610072

Rubber Replacement Seals



IMS Stainless Steel CNC Cones

IMS® Stainless Steel connection cones are for use with CNC machines including Brembana, Breton, Intermac, Northwood, and Park Industries. Stainless steel, Italian made. (other sizes available upon request).

New Brembana

921124 ... 35mm x 39mm	ISO 40.....	\$227.45
921126 ... 1/2 Gas.....	ISO 40.....	227.45
928542 ... 35mm x 34mm	ISO 40.....	227.45
921124 ... 35mm x 34mm	ISO 40.....	227.45
921125 ... 35mm x 47mm	ISO 40.....	227.45
921120 ... 35mm x 80mm	ISO 40.....	240.00
921126 ... 1/2 Gas.....	ISO 40.....	227.45

Brembana Classic (Old Style Brembana)

921127 ... 35mm x 39mm	ISO 40.....	\$227.45
921128 ... 1/2 Gas.....	ISO 40.....	227.45

Intermac

921132 ... 35mm x 34mm	ISO 40.....	\$227.45
921133 ... 35mm x 39mm	ISO 40.....	227.45
921134 ... 35mm x 47mm	ISO 40.....	227.45
928544 ... 35mm x 80mm	ISO 40.....	227.45
921129 ... 22mm x 34mm	ISO 40.....	227.45
921130 ... 22mm x 39mm	ISO 40.....	227.45
921131 ... 22mm x 47mm	ISO 40.....	227.45
921135 ... 1/2 Gas.....	ISO 40.....	227.45

Northwood

921139 ... 35mm x 34mm	ISO 40.....	\$227.45
921140 ... 35mm x 39mm	ISO 40.....	227.45
921141 ... 35mm x 47mm	ISO 40.....	227.45
921136 ... 22mm x 34mm	ISO 40.....	227.45
921137 ... 22mm x 39mm	ISO 40.....	227.45
921138 ... 22mm x 47mm	ISO 40.....	227.45
921142 ... 1/2 Gas.....	ISO 40.....	227.45

Northwood Gen. II

921157 ... 35mm x 34mm	ISO 40.....	\$227.45
921158 ... 35mm x 39mm	ISO 40.....	227.45
921159 ... 35mm x 47mm	ISO 40.....	227.45
921154 ... 22mm x 34mm	ISO 40.....	227.45
921155 ... 22mm x 39mm	ISO 40.....	227.45
921156 ... 22mm x 47mm	ISO 40.....	227.45
921160 ... 1/2 Gas.....	ISO 40.....	227.45

Northwood Gen. III

921165 ... 35mm x 39mm	ISO 40.....	\$227.45
921167 ... 1/2 Gas.....	ISO 40.....	227.45

Park Gen. I

921144 ... 35mm x 39mm	ISO 40.....	\$227.45
921145 ... 35mm x 47mm	ISO 40.....	227.45
921143 ... 22mm x 39mm	ISO 40.....	\$227.45
921146 ... 1/2 Gas.....	ISO 40.....	227.45

Park Gen. II

921169 ... 35mm x 39mm	ISO 40.....	\$227.45
921170 ... 35mm x 47mm	ISO 40.....	227.45
928118 ... 35mm x 80mm	ISO 40.....	227.45
921168 ... 22mm x 39mm	ISO 40.....	227.45
921171 ... 1/2 Gas.....	ISO 40.....	227.45

Breton

921147 ... 35mm x 32mm	HSK.....	\$352.25
921148 ... 35mm x 39mm	HSK.....	352.25
921149 ... 35mm x 90mm	HSK.....	401.25
928543 ... 1/2 Gas.....	HSK.....	352.25



Z Bavelloni

921063 ... 35mm x 39mm	ISO 40.....	\$227.45
928540 ... 35mm x 47mm	ISO 40.....	227.45
921072 ... 35mm x 80mm	ISO 40.....	240.00
928541 ... 22mm x 39mm	ISO 40.....	227.45
921064 ... 1/2 Gas.....	ISO 40.....	227.45

Lubricate Your Cone

Use TK Line White Grease to lubricate your CNC cones & CNC tooling. TK's Zinc oxide grease will prevent your profile tooling from seizing up on the cone, and will make tool removal much easier.



TK Line White Grease #928016

IMS Black CNC Cones

IMS® Black cones are for use with CNC machines including Brembana, Intermac, Northwood, and Park Industries. Italian made. Other sizes available upon request



Northwood Gen. III

921261	35mm x 39mm.....	ISO 40	\$195.00
921262	1/2 Gas	ISO 40	195.00

Park Gen. II

921263	35mm x 39mm.....	ISO 40	\$195.00
921264	1/2 Gas	ISO 40	195.00

Intermac

921265	35mm x 39mm.....	ISO 40	\$195.00
921266	1/2 Gas	ISO 40	195.00

Brembana New Style

921267	35mm x 39mm.....	ISO 40	\$195.00
921268	1/2 Gas	ISO 40	195.00



Diarex Pro Series® CNC Cones

Pro Series® cones are made of 4150 pre-hardened alloy steel, heat-treated with permanently infused surface hardness to Vickers 1880 (75+ Rockwell C) with diffusion zone (approx. RC 60) and an RC 28-32 core hardness. Surface hardness withstands the 72 hour salt spray corrosion test under ASTM B117 conditions, reducing surface flaking and galling. Pro Series cones are taper ground to a maximum of .0001 concentricity for long wearing spindle fit, superior accuracy and no vibration.

Bavelloni

- 925832ISO 40 - 35mm x 39mm
- 925840ISO 40 - 22mm x 39mm
- 925833ISO 40 - 1/2 Gas
- 925853ISO 40 - 35mm x 87mm

Bimatec

- 926517ISO 40 - 35mm x 39mm
- 926518ISO 40 - 1/2 Gas

Brembana

- 925821Old Style ISO 40 - 35mm x 39mm
- 912179Old Style ISO 40 - 35mm x 80mm
- 925809Old Style ISO 40 - 35mm x 48mm
- 925825Old Style ISO 40 - 1/2 Gas
- 925830New Style ISO 40 - 35mm x 39mm
- 925831New Style ISO 40 - 1/2 Gas
- 925919New Style ISO 40 - 35mm x 80mm

Breton

- 925836HKS-B80 - 35mm x 39mm
- 925837HKS-B80 - 1/2 Gas
- 925855HKS-B80 - 35mm x 32mm

Intermac

- 925835ISO 40 - 1/2 Gas
- 925799ISO 40 - 35mm x 39mm
- 925976ISO 40 - 35mm x 47mm

Loeffler

- 912173ISO 40 - 35mm x 39mm
- 912175ISO 40 - 1/2 Gas

Northwood

- 925854 Gen. I ISO 40 - 35mm x 34mm
- 925862 Gen. I ISO 40 - 35mm x 47mm
- 925871 Gen. I ISO 40 - 1/2 Gas
- 925996 Gen. I ISO 40 35mm x 39mm
- 925798 Gen. II ISO 40 35mm x 39mm
- 925760 Gen. II ISO 40 - 35mm x 34mm
- 925764 Gen. II ISO 40 - 35mm x 47mm
- 925765 Gen. II ISO 40 - 1/2 Gas
- 925786 Gen. III ISO 40 - 35mm x 39mm
- 925787 Gen. III ISO 40 - 35mm x 34mm
- 925788 Gen. III ISO 40 - 35mm x 47mm
- 925789 Gen. III ISO 40 - 1/2 Gas

Park

- 925823 Gen. I ISO 40 - 35mm x 39mm
- 925824 Gen. I ISO 40 - 1/2 Gas
- 925099 Gen. I ISO 40 - 35mm x 80mm
- 926028 Gen. II ISO 40 - 1/2 Gas
- 926027 Gen. II ISO 40 - 35mm x 39mm

Features/ Specifications	Diarex Pro Series	400 Stainless Heated Treated	8260 Alloy Electroless Nickel
Surface Hardness	75 + RC	50-55 RC	60-65 RC
Surface Flaking	NO	NO	YES
Surface Galling	NO	YES	YES



Park & Northwood Retention Knobs



Description	Part #
Park Generation I	925810



Description	Part #
Park Generation II	926021



Description	Part #
Northwood Generation I	925874



Description	Part #
Northwood Generation II	925872




Description	Part #
Northwood Generation III	925818



Connection for 150 mm Wheel

Description	Size	Product Code	Part #
Adaptor	N/A	SLO1050	925539



1/2" Gas Connection for 87 mm and 91 mm Wheels

Description	Size	Product Code	Part #
Adaptor	N/A	PB29015	926050



Magnetic Connection

Description	Size	Product Code	Part #
Adaptor	N/A	SLO2206	927499



1/2" Gas - M16 Connection

Wheel Type	Size	Product Code	Part #
Adaptor	N/A	SLO2230	926051



40 Series Profile Wheel Adapter *Enables 1/2" Gas Connection*

Description	Product Code	Part #
1/2" Gas, Bore 20MM	SLO1033	925699
1/2" Gas, Bore 22MM	SLO1055	925690
Spacer, D. 30 x 6 F=20	SLO2024	925695

Marble Profile Wheels



Working parameters for ADI Marble Tooling

Position	Type	Slab Thickness	RPM	Stock Removal		Feed Rate	
				(mm)	(Inches)	(mm)	(Inches)
1	Vac. Brazed	2cm-4cm	5,500-6,000	0.4mm	0.016	300mm-600mm	12"-24"
2	Vac. Brazed	2cm-4cm	5,500-6,000	0.015mm-0.1mm	0.006"-0.004"	600mm-800mm	24"-32"
3	Electroplated	2cm-4cm	5,500-6,000	0.1mm-0.05mm	0.004"-0.002"	600mm-800mm	24"-32"
4	Abrasive	2cm-4cm	12,000-1,500	0.05mm-0.05mm	0.002"-0.002"	400mm-800mm	16"-32"
5	Abrasive	2cm-4cm	12,000-1,500	0.05mm-0.05mm	0.002"-0.002"	400mm-800mm	16"-32"

Profile Wheels for Marble

Profile wheels for marble are available as special order only.


Description/ Profile	Pos. 1 UHS	Pos. 2 UHS	Pos.3 Electroplated	Pos. 4 Abrasive	Pos. 5 Abrasive
A20	(PB40501)	(PB40502)	(PB13501)	(PB13601)	(PB13901)
A30	(PB40503)	(PB40504)	(PB13502)	(PB13602)	(PB13902)
A30-1	(PB40505)	(PB40506)	(PB13503)	(PB13603)	(PB13903)
A40	(PB40507)	(PB40508)	(PB13504)	(PB13604)	(PB13904)
AR20	(PB40509)	(PB40510)	(PB13505)	(PB13605)	(PB13905)
AR30	(PB40511)	(PB40512)	(PB13506)	(PB13606)	(PB13906)
AR40	(PB40513)	(PB40514)	(PB13507)	(PB13607)	(PB13907)
B20	(PB40515)	(PB40516)	(PB13508)	(PB13608)	(PB13908)
B30	(PB40517)	(PB40518)	(PB13509)	(PB13609)	(PB13909)
B30-1	(PB40519)	(PB40520)	(PB13510)	(PB13610)	(PB13910)
B40	(PB40521)	(PB40522)	(PB13511)	(PB13611)	(PB13911)
B+B20	(PB40523)	(PB40524)	(PB13512)	(PB13612)	(PB13912)
B+B30	(PB40525)	(PB40526)	(PB13513)	(PB13613)	(PB13913)
B+B30-1	(PB40527)	(PB40528)	(PB13514)	(PB13614)	(PB13914)
B+B40	(PB40529)	(PB40530)	(PB13515)	(PB13615)	(PB13915)
D20-45°	(PB40531)	(PB40532)	(PB13516)	(PB13616)	(PB13916)
D30-45°	(PB40533)	(PB40534)	(PB13517)	(PB13617)	(PB13917)
D40-45°	(PB40165)	(PB40166)	(PB13576)	(PB13676)	(PB13976)
E20-45°	(PB40535)	(PB40536)	(PB13518)	(PB13618)	(PB13619)
E30-45°	(PB40537)	(PB40538)	(PB13519)	(PB13619)	(PB13916)
E40-45°	(PB40539)	(PB40531)	(PB13520)	(PB13620)	(PB13920)
F20	(PB40541)	(PB40542)	(PB13521)	(PB13621)	(PB13921)
F30	(PB40543)	(PB40544)	(PB13522)	(PB13622)	(PB13922)
F30-9	(PB40545)	(PB40546)	(PB13523)	(PB13623)	(PB13923)
F40	(PB40547)	(PB40548)	(PB13524)	(PB13624)	(PB13924)
F/S20	(PB40549)	(PB40550)	(PB13525)	(PB13625)	(PB13925)
F/S30	(PB40551)	(PB40552)	(PB13526)	(PB13626)	(PB13926)
F/S-1 30	(PB40553)	(PB40554)	(PB13527)	(PB13627)	(PB13927)

(Continued next page)

Marble Profile Wheels



Description/ Profile	Pos. 1 UHS	Pos. 2 UHS	Pos. 3 Electroplated	Pos. 4 Abrasive	Pos. 5 Abrasive
F+V30	(PB40555)	(PB40556)	(PB13528)	(PB13628)	(PB13928)
F+V40	(PB40557)	(PB40558)	(PB13529)	(PB13629)	(PB13929)
F+Z30	(PB40559)	(PB40560)	(PB13530)	(PB13630)	(PB13930)
F+Z30-9	(PB40561)	(PB40562)	(PB13531)	(PB13631)	(PB13931)
F+Z40	(PB40563)	(PB40564)	(PB13532)	(PB13632)	(PB13932)
H20	(PB40565)	(PB40566)	(PB13533)	(PB13633)	(PB13933)
H30	(PB40567)	(PB40568)	(PB13534)	(PB13634)	(PB13934)
H30-9	(PB40569)	(PB40570)	(PB13535)	(PB13635)	(PB13935)
HS30	(PB40571)	(PB40572)	(PB13536)	(PB13636)	(PB13936)
I20	(PB40573)	(PB40574)	(PB13537)	(PB13637)	(PB13937)
I30	(PB40575)	(PB40576)	(PB13538)	(PB13638)	(PB13938)
L20	(PB40577)	(PB40578)	(PB13539)	(PB13639)	(PB13939)
L30	(PB40579)	(PB40580)	(PB13540)	(PB13640)	(PB13940)
M30	(PB40681)	(PB40682)	(PB13541)	(PB13641)	(PB13941)
MQ30	(PB40655)	(PB40656)	(PB13542)	(PB13642)	(PB13942)
O30	(PB40585)	(PB40586)	(PB13543)	(PB13643)	(PB13943)
O30-9	(PB40587)	(PB40588)	(PB13544)	(PB13644)	(PB13944)
Q30	(PB40589)	(PB40590)	(PB13545)	(PB13645)	(PB13945)
QB30	(PB40591)	(PB40592)	(PB13546)	(PB13646)	(PB13946)
SM20	(PB40593)	(PB40594)	(PB13547)	(PB13647)	(PB13947)
SM30	(PB40595)	(PB40596)	(PB13548)	(PB13648)	(PB13948)
SM40	(PB40597)	(PB40598)	(PB13549)	(PB13649)	(PB13949)
T20	(PB40599)	(PB40600)	(PB13550)	(PB13650)	(PB13950)
T20-1	(PB40601)	(PB40602)	(PB13551)	(PB13651)	(PB13951)
T30	(PB40603)	(PB40604)	(PB13552)	(PB13652)	(PB13952)
T30-1	(PB40605)	(PB40606)	(PB13553)	(PB13653)	(PB13953)
T30-3	(PB40607)	(PB40608)	(PB13554)	(PB13654)	(PB13954)
T30-4	(PB40609)	(PB40610)	(PB13555)	(PB13655)	(PB13955)
T40	(PB40611)	(PB40612)	(PB13556)	(PB13656)	(PB13956)
T40-1	(PB40613)	(PB40614)	(PB13557)	(PB13657)	(PB13957)
V20	(PB40615)	(PB40616)	(PB13558)	(PB13658)	(PB13958)
V30	(PB40617)	(PB40618)	(PB13559)	(PB13659)	(PB13959)
V40	(PB40619)	(PB40620)	(PB13560)	(PB13660)	(PB13960)
V+B30	(PB40621)	(PB40622)	(PB13561)	(PB13661)	(PB13961)
V+B40	(PB40623)	(PB40624)	(PB13562)	(PB13662)	(PB13962)
VX30	(PB40625)	(PB40626)	(PB13563)	(PB13663)	(PB13963)
1A1(Z) 20	(PB40627)	(PB40628)	(PB13564)	(PB13664)	(PB13964)
1A1(Z) 30	(PB40629)	(PB40630)	(PB13565)	(PB13665)	(PB13965)
1A1(Z) 40	(PB40631)	(PB40632)	(PB13566)	(PB13666)	(PB13966)
ZR20	(PB40633)	(PB40634)	(PB13567)	(PB13667)	(PB13967)
ZR30	(PB40635)	(PB40636)	(PB13568)	(PB13668)	(PB13968)
ZR30-2	(PB40637)	(PB40638)	(PB13569)	(PB13669)	(PB13969)
ZR30-3	(PB40639)	(PB40640)	(PB13570)	(PB13670)	(PB13970)
ZR40	(PB40641)	(PB40642)	(PB13571)	(PB13671)	(PB13971)
ZS20	(PB40643)	(PB40644)	(PB13572)	(PB13672)	(PB13972)
ZS30	(PB40645)	(PB40646)	(PB13573)	(PB13673)	(PB13973)
ZS30-1	(PB40647)	(PB40648)	(PB13574)	(PB13674)	(PB13974)
ZS40	(PB40649)	(PB40650)	(PB13575)	(PB13675)	(PB13975)

Profile wheels for marble are available as special order only.





Breton

Stock No.	Description	Diameter	Fitting	Machine/Application
996857	Calibrating Wheel A	260mm Dia.	B50+4 Bore	Platinum Edge
926034	Calibrating Wheel B	175mm Dia.	B50+4 Bore	Easy Edge
996858	Pre Cut Wheel	130mm Dia.	B94+4 Bore	Platinum Edge
950177	Generating Wheel	130mm Dia.	M30 Threaded	Platinum Edge
996859	Grooving Wheel	250mm Dia.	B30 Threaded	Platinum Edge
996860	Grooving Wheel	250mm Dia.	B50+4 Bore	Easy Edge
996861	Cutting Blade	250mm Dia.	B50+4 Bore	Easy Edge
996862	Cutting Blade	250mm Dia.	B50+4 Bore	Platinum Edge



CMG

Stock No.	Description	Diameter	Fitting
996863	Calibrating Wheel (A)	200mm Dia.	B50+6 Bore
996864	Calibrating Wheel (B)	250mm Dia.	B50+6 Bore
996865	Calibrating Wheel (C)	200mm Dia.	B50+6 Bore
996866	Pre Cut Wheel	130mm Dia.	M30 Threaded
996867	Combi Pre Cut Wheel	150mm Dia.	M30 Threaded
996868	Generating Wheel	130mm Dia.	M30 Threaded
996869	Generating Wheel	150mm Dia.	M30 Threaded
996870	Grooving Blade	250mm Dia. x 6	B50+6 Bore
996871	Grooving Blade	250mm Dia. x 8	B50+6 Bore
996872	Grooving Blade	250mm Dia. x 8	B50+6 Bore



CMPI

Stock No.	Description	Diameter	Fitting	Machine/Application
919915	Calibrating Wheel	250mm Dia.	B50+8 Bore	LA80/LP100/MINI 60
919916	Pre Cut Wheel (A)	250mm Dia.	B50+8 Bore	LA80
700115	Pre Cut Wheel (B)	150mm Dia.	B50+4 Bore	MINI 60
919930	Generating Wheel	155mm Dia.	Snail-Lock	MINI 60
926009	Grooving Blade	130mm Dia.	B50+8 Bore	LA80/LP100/MINI 60


Grooving & Cutting Blades are available by special order.



Calibrating



Pre-Cut



Generating Wheels



Grooving Blades



Cutting Blades

Comandulli

Stock No.	Description	Diameter	Fitting	Machine/Application
919914	Calibrating Wheel	260mm Dia.	B50+4 Bore	Edilux/PNC/Omega
919903	Calibrating Wheel	190mm Dia.	B50+4 Bore	Musa/Alma/Penta
919935	Pre Cut Wheel	155mm Dia.	B50+4 Bore	Synthesis/Omega
919938	Generating Wheel (A)	130mm Dia.	M30 Threaded	Synthesis/Omega/PNC
919932	Generating Wheel (B)	130mm Dia.	M30 Threaded	Synthesis/Omega/PNC
996874	Grooving Blade (4mm)	200mm Dia.	B50+6 Bore	Edilux/Synthesis/Omega/Alma/Musa
996875	Grooving Blade (6mm)	200mm Dia.	B50+6 Bore	Edilux/Synthesis/Omega/Alma/Musa
996876	Grooving Blade (8mm)	200mm Dia.	B50+6 Bore	Edilux/Synthesis/Omega/Alma/Musa
996877	Grooving Blade (8mm)	250mm Dia.	B50+4+6 Bore	Omega 60/100/Alma/Musa
926888	Grooving Blade (8mm)	300mm Dia.	B50+6 Bore	Edilux/Synthesis
926004	Cutting Blade (8mm)	210mm Dia.	B50+6 Bore	Edilux/Synthesis
926886	Cutting Blade (8mm)	260mm Dia.	B50+6+4 Bore	Edilux/Synthesis/Omega



Calibrating




Pre-Cut Wheels



(B)



(C)



(D)

Generating
Wheels


(A)



(B)



Frontal
Wheel




Grooving Blades

Marmo Meccanica

Stock No.	Description	Diameter	Fitting	Machine/Application
919917	Calibrating Wheel	250mm Dia.	B50mm Bore	LCT/LCV/LCH/LTH
700112	Pre Cut Wheel (A)	130mm Dia.	18mm x 24mm M24 Thread	LCT/LCV
700028	Pre Cut Wheel (B)	130mm Dia.	15mm x 24mm Thread	LCT/LCV
996878	Pre Cut Wheel (C)	130mm Dia.	Bi-Turbo x 24mm Thread	LCT/LTH
700101	Pre Cut Wheel (D)	150mm Dia.	Combi x 24mm Thread	LTH
919955	Generating Wheel (A)	130mm Dia.	24mm Thread	LCT
700103	Generating Wheel (B)	150mm Dia.	24mm Thread	LTA/LTH
919971	Frontal Wheel	130mm Dia.	Snail Lock Conn.	LCT/LCV

Grooving & Cutting Blades are available by special order.



Montessor

Stock No.	Description	Diameter	Fitting	Machine/Application
919958	Calibrating Wheel	250mm Dia.	B50mm Bore	LOLA/LUNA/LARA/UNICA
919964	Pre Cut Wheel (A)	130mm Dia.	M30 Thread	LARA/LUNA
919936	Pre Cut Wheel (B)	130mm Dia.	M30 Thread	LARA/LUNA
996879	Pre Cut Wheel (C)	130mm Dia.	M30 Thread	LARA/LUNA
919916	Pre Cut Wheel (D)	150mm Dia.	B50mm Bore	LARA
996880	Pre Cut Wheel (E)	150mm Dia.	B50mm Bore	LARA
919950	Generating Wheel (A)	130mm Dia.	M30 Thread	LARA
996881	Generating Wheel (B)	155mm Dia.	M30 Thread	LUNA
996882	Grooving Wheel	250mm Dia.	4+4 B50mm Bore	LOLA/LARA/LUNA/UNICA
996883	Cutting Wheel	250mm Dia.	4+4 B50mm Bore	VIVA
996884	Cutting Wheel	260mm Dia.	4+4 B50mm Bore	VIVA

Grooving & Cutting Blades are available by special order.



O.M.G.M.

Stock No.	Description	Diameter	Fitting	Machine/Application
996885	Calibrating Wheel	140mm Dia.	B30mm Bore	MODULO/COMET/SUPERMODULO
996886	Pre Cut Wheel (A)	130mm Dia.	B84mm Bore	COMET
996887	Pre Cut Wheel (B)	150mm Dia.	B30mm Bore	MODULO/SUPERMODULO
919961	Generating Wheel	150mm Dia.	B30mm Bore	MODULO/COMET/SUPERMODULO
996888	Grooving Wheel	200mm Dia.	B30mm Bore	LOLA/LARA/LUNA/UNICA



Calibrating



Calibrating & Grooving



Pre Cut



Generating Wheel




Adapter

Sasso Meccanica


Stock No.	Description	Diameter	Fitting	Machine/Application
924052	Calibrating Wheel	130mm Dia.	95mm Bore	Experience/Full TE
924056	Calibrating & Grooving Wheel	160mm Dia.	B50+6 Bore	Flying Flat/RCM TE
924053	Pre Cut Wheel	130mm Dia.	95mm Bore	RCM TE/Experience TE/Full TE
924050	Generating Wheel	130mm Dia.	95mm Bore	RCM TE/Experience TE/Full TE
924054	Grooving Wheel	130mm Dia.	95mm Bore	RCM TE/Experience TE/Full TE
924051	Adapter	130mm Dia.	95+6	RCM TE/Experience TE/Full TE

Grooving & Cutting Blades are available by special order.


Edge Polishing Techniques




Pre Cutting



Calibrating



Generating



90° Cutting



45° Cutting

GranQuartz
DIAREX®



Diarex® Matador Resin Wheels

- For polishing granite, marble, and engineered stone
- Snail-Lock attachment
- 8mm thick

Description	Diam.	Part #	Description	Diam.	Part #
50 Copper	5"	117680	50 Copper	6"	117686
100 Copper	5"	117681	100 Copper	6"	117687
200 Copper	5"	117682	200 Copper	6"	117688
50 Resin	5"	117671	50 Resin	6"	117689
100 Resin	5"	117672	100 Resin	6"	117690
200 Resin	5"	117673	200 Resin	6"	117691
300 Resin	5"	117674	300 Resin	6"	117692
400 Resin	5"	117675	400 Resin	6"	117693
800 Resin	5"	117676	800 Resin	6"	117694
1500 Resin	5"	117677	1500 Resin	6"	117695
3000 Resin	5"	117678	3000 Resin	6"	117696
Buff	5"	117679	Buff	6"	117697



Dongsin® Nautilus Flat Polishing Wheels

- For polishing granite, marble, and engineered stone
- Snail-Lock attachment
- Water channel design maximizes distribution of water for longer tool life & higher gloss

Description	Diam.	Part #	Description	Diam.	Part #
100 Copper	5"	050322	100 Copper	6"	050334
200 Copper	5"	050323	200 Copper	6"	050335
400 Resin	5"	050327	400 Resin	6"	050338
800 Resin	5"	050328	800 Resin	6"	050339
1500 Resin	5"	050329	1500 Resin	6"	050340
3000 Resin	5"	050331	3000 Resin	6"	050341
Buff Black	5"	050332	Buff Black	6"	050342



Glossfire® Resin Snail Lok Polishing Wheels

- For polishing granite, marble, and engineered stone
- Snail-Lock attachment
- 8mm thick



Description	Diam.	Part #	Description	Diam.	Part #
30 Copper	5"	117837	30 Copper	6"	117840
50 Copper	5"	117838	50 Copper	6"	117841
50 Resin	5"	117823	50 Resin	6"	117830
100 Resin	5"	117824	100 Resin	6"	117831
200 Resin	5"	117825	200 Resin	6"	117832
500 Resin	5"	117826	500 Resin	6"	117833
1000 Resin	5"	117827	1000 Resin	6"	117834
2000 Resin	5"	117828	2000 Resin	6"	117835
			Buff	6"	117836



Diarex® ICE Polishing Wheels

- For radius and flat edge polishing of granite, marble, and engineered stone
- Snail-Lock attachment
- White resin, 8mm thick

Description	Diam.	Part #
50 Grit	5"	113720
100 Grit	5"	113721
200 Grit	5"	113722
400 Grit	5"	113723
800 Grit	5"	113724
1500 Grit	5"	113725
3000 Grit	5"	113726

Description	Diam.	Part #
50 Grit	6"	113727
100 Grit	6"	113728
200 Grit	6"	113729
400 Grit	6"	113730
800 Grit	6"	113731
1500 Grit	6"	113732
3000 Grit	6"	113733



Legend® Flat Edge Polishing Wheels

- For radius and flat edge polishing of granite, marble, and engineered stone
- Snail-Lock attachment

Description	Diam.	Part #
60 Grit	5"	500275
100 Grit	5"	500276
220 Grit	5"	500277
400 Grit	5"	500278
800 Grit	5"	500279
1500 Grit	5"	500280
2500 Grit	5"	500281

Description	Diam.	Part #
60 Grit	6"	500282
100 Grit	6"	500283
220 Grit	6"	500284
400 Grit	6"	500285
800 Grit	6"	500286
1500 Grit	6"	500287
2500 Grit	6"	500288



Cyclone® "S" Flat Edge Polishing Wheels

- Combination of epoxy resin and powder resin designed for polishing engineered stone and granite
- Snail-Lock attachment

Description	Diam.	Part #
60 Grit	5"	601435
120 Grit	5"	601436
220 Grit	5"	601437
400 Grit	5"	601438
800 Grit	5"	601439
1800 Grit	5"	601440
3500 Grit	5"	601441

Description	Diam.	Part #
60 Grit	6"	601442
120 Grit	6"	601443
220 Grit	6"	601444
400 Grit	6"	601445
800 Grit	6"	601446
1800 Grit	6"	601447
3500 Grit	6"	601448



Pro Series® Fusion Combo Polishing Wheels

- Combo wheel designed for polishing engineered stone and granite on Park Velocity Machines
- Single-pass polishing of bullnose and flat edges
- Snail-Lock attachment

Description	Diam.	Part #	Description	Diam.	Part #
Position 0	5"	119896	Position 0	6"	119903
Position 1	5"	119897	Position 1	6"	119904
Position 2	5"	119898	Position 2	6"	119905
Position 3	5"	119899	Position 3	6"	119906
Position 4	5"	119900	Position 4	6"	119907
Position 5	5"	119901	Position 5	6"	119908
Position 6	5"	119902	Position 6	6"	119909



Pro Series® NTR2 Combo Polishing Wheels

- Combo wheel designed for polishing marble, engineered stone and granite
- Polish radius or flat edges
- Snail-Lock attachment


Description	Diam.	Part #	Description	Diam.	Part #
60 Grit	5"	119910	60 Grit	6"	119917
120 Grit	5"	119911	120 Grit	6"	119918
220 Grit	5"	119912	220 Grit	6"	119919
400 Grit	5"	119913	400 Grit	6"	119920
800 Grit	5"	119914	800 Grit	6"	119921
1500 Grit	5"	119915	1500 Grit	6"	119922
3000 Grit	5"	119916	3000 Grit	6"	119923



Abressa® Diamond Bullnose Polishing Wheels

- For polishing marble, engineered stone and granite
- Polish radius or flat edges
- Snail-Lock attachment

Description	Diam.	Part #	Description	Diam.	Part #
60 Grit	5"	500261	60 Grit	6"	500268
100 Grit	5"	500262	100 Grit	6"	500269
220 Grit	5"	500263	220 Grit	6"	500270
400 Grit	5"	500264	400 Grit	6"	500271
800 Grit	5"	500265	800 Grit	6"	500272
1500 Grit	5"	500266	1500 Grit	6"	500273
2500 Grit	5"	500267	2500 Grit	6"	500274



Glossfire® "B" Polishing Wheels

- Designed for polishing engineered stone and granite
- Single-pass polishing of bullnose and flat edges, speeds up fabrication process
- Snail-Lock attachment

Description	Diam.	Part #	Description	Diam.	Part #
50 Grit	5"	117844	50 Grit	6"	117857
100 Grit	5"	117845	100 Grit	6"	117858
200 Grit	5"	117846	200 Grit	6"	117859
500 Grit	5"	117847	500 Grit	6"	117860
1000 Grit	5"	117848	1000 Grit	6"	117861
2000 Grit	5"	117849	2000 Grit	6"	117862
Buff	5"	117850	Buff	6"	117863
100 Grit, Copper	5"	117851	100 Grit, Copper	6"	117864
200 Grit, Copper	5"	117852	200 Grit, Copper	6"	117865
Chamfer	5"	117853			



Super-Edge® In Line Polishing Wheels

- Polish flat edges using "micro-oscillation"
- Use the same disc for any edge shape without switching disc types
- Save time and money
- Eliminate the need to break in new discs

Description	Diam.	Part #	Description	Diam.	Part #
50 Grit	5"	900240	50 Grit	6"	900237
120 Grit	5"	900241	120 Grit	6"	900248
220 Grit	5"	900242	220 Grit	6"	900249
400 Grit	5"	900243	400 Grit	6"	900252
600 Grit	5"	900244	600 Grit	6"	900238
800 Grit	5"	900245	800 Grit	6"	900305
1800 Grit	5"	900246	1800 Grit	6"	900307
3500 Grit	5"	900247	3500 Grit	6"	900239




Super-Edge® Hybrid Wheels

Super-Edge Hybrid Discs are fast and aggressive, combining the best properties of resin and metal bond wheels.

- Easily remove scratches using a fine grit
- Longer lasting than similar resin discs
- Can be used with LOW operating pressure and increased travel speeds

Description	Diam.	Part #
FINE	5"	800437
FINE	6"	608022



Abressa® Flat Edge Resin Bonded Abrasive Wheels

- For polishing marble, engineered stone and granite
- Designed for polishing flat edges
- Snail-Lock attachment

Description	Diam.	Part #	Description	Diam.	Part #
60 Grit	5"	500210	60 Grit	6"	500222
120 Grit	5"	500211	120 Grit	6"	500223
220 Grit	5"	500212	220 Grit	6"	500224
280 Grit	5"	500213	280 Grit	6"	500225
400 Grit	5"	500214	400 Grit	6"	500226
600 Grit	5"	500215	600 Grit	6"	500227
800 Grit	5"	500216	800 Grit	6"	500228
Glossex, Granite	5"	500220	Glossex, Granite	6"	500232
Synter, Marble	5"	500221	Synter, Marble	6"	500233
220 Chamfer	5"	500217	220 Chamfer	6"	500229
400 Chamfer	5"	500218	400 Chamfer	6"	500230
600 Chamfer	5"	500219	600 Chamfer	6"	500231



Abressa® Bullnose Resin Bonded Abrasive Wheels

- For polishing marble, engineered stone and granite
- Designed for polishing bullnose/radius edges
- Snail-Lock attachment

Description	Diam.	Part #	Description	Diam.	Part #
60 Grit	5"	500243	60 Grit	6"	500252
120 Grit	5"	500244	120 Grit	6"	500253
220 Grit	5"	500245	220 Grit	6"	500254
280 Grit	5"	500246	280 Grit	6"	500255
400 Grit	5"	500247	400 Grit	6"	500256
600 Grit	5"	500248	600 Grit	6"	500257
800 Grit	5"	500249	800 Grit	6"	500258
Glossex, Granite	5"	500250	Glossex, Granite	6"	500259
Synter, Marble	5"	500251	Synter, Marble	6"	500260



Silicon Carbide Dressing Blocks for Core Bits

Dressing stones restore the performance of worn tools. Proper use of dressing stone will prolong tool life.

Description	Part #
Coarse	910068
Medium	910069



Pumice Dressing Stones

Dressing stones restore the performance of worn profile wheels, core bits and blades. Proper use of dressing stone will prolong tool life.

Application	Part #
Finger Bits, Blades, Core Bits	925117
Profile Wheels, Pos. 1-4 Metal, 200x60x30mm	925313



DIAREX®

Diarex® CNC Tool Cart

- Holds 30 tools mounted on ISO 40 Cones
- 48 1/4" x 20 3/4" x 35 1/2"
- Shipping weight: 198 lbs.
- 2 Locking casters
- 2 Storage trays
- Durable ISO 40 Nylon inserts

Description	Part #
CNC Tool Cart	750272



TK Line White Grease

Special formulation white grease with zinc oxide for lubrication of metal parts. Prevents bolts and metal joints from jamming or seizing.

Description	Part #
White Grease, 250 ML	928016



ADI Metal Profile Gauges

ADI certified profile shape gauges measure profile wheels for wear. Profile tooling that no longer matches the correct gauge may be in need of re-tooling or dressing.

Description	Part #
Set for 2cm profile tooling	925013
Set for 3cm profile tooling	925014
Set for 4cm profile tooling	925015



König CNC Cone Vise

For ISO 40 tool holders. Mounts on work benches or walls for a safe method and convenient location to remove tooling from tool holders.

Description	Part #
Cone vise	925812



Length

millimeters x 0.04 = inches
centimeter x 0.4 = inches
meters x 3.3 = feet
meters x 1.1 = yards
kilometers x 0.6 = miles

Area

square centimeters x 0.16 = square inches
square meters x 1.2 = square yards
square kilometers x 0.4 = square miles
hectares x 2.5 = acres

Weight (Mass)

grams x 0.035 = ounces
kilograms x 2.2 = pounds
ounces x 28.00 = grams
pounds x 0.45 = kilograms

Volume

milliliters x 0.03 = fluid ounces
liters x 2.1 = pints
liters x 1.06 = quarts
liters x 0.26 = gallons
cubic meters x 35.00 = cubic feet
cubic meters x 1.3 = cubic yards
teaspoons x 5.00 = milliliters
tablespoons x 15.00 = milliliters
fluid ounces x 30.00 = milliliters
cups x 0.24 = liters
pints x 0.47 = liters
quarts x 0.95 = liters
gallons x 3.78 = liters
cubic feet x 0.0283 = cubic meters
cubic yards x 0.76 = cubic meters

Size/Weight

2cm stone weighs: 15 lb. per square foot
3cm stone weighs: 22.5 lbs. per square foot

Metric Equivalents

1 inch = 2.5400 centimeters
1 foot = 0.3048 meter
1 yard = 0.9144 meter
1 mile = 1.6093 kilometers
1 centimeter = 0.3937 inch
1 decimeter = 3.9370 inches
1 meter = 39.3701 inches
1 kilometer = 0.6214 mile
1 quart (dry) = 1.1012 liters
1 quart (liquid) = 0.9464 liter
1 gallon = 3.7854 liters
1 liter = 0.9081 dry quart
1 liter = 1.0567 liquid quarts
1 liter = .04 cubic feet
1 bar = 14.5 psi

Metric Cubic Equivalents

1 cubic inch = 16.3871 cubic centimeters
1 cubic inch = 0.0164 liter
1 cubic foot = 0.0283 cubic meters
1 cubic foot = 28.3169 liters
1 cubic meter = 35.3147 cubic feet
1 ounce (avdp.) = 28.3495 grams
1 pound = 0.4536 kilogram
1 gram = 0.0353 ounce
1 kilogram = 2.2046 lbs
1 ton (2,000 lbs.) = 907.1848 kilograms

Cubic Equivalents

1,728 cubic inches = 1 cubic foot
27 cubic feet = 1 cubic yard
128 cubic feet = 1 cord (wood)

Electrical Equivalents

amps = watts ÷ volts
volt = amps x ohms
1 HP = 745.7 watts

To Calculate:

- Area of a square: length x width
- Area of a circle: pi x radius* squared
- Circumference of a circle: pi x diameter

Presetter & Tool Management for CNC Profile Tooling

Increase Machine Productivity Calibrate Tooling Offline


The newly designed Smile Pilot 3.0 tool presetter and measuring machine for CNC profile tools continues the success story of ZOLLER into the natural stone industry. With the Smile 3.0 you will save a tremendous amount of time on your initial set up of new profile tooling by getting precise measurements within minutes. The Smile 3.0 is a CNC presetter that will give you exact diameters of your CNC profiles, which is key to setting each position up with recommended stock removal parameters.

Most fabricators will "eyeball" how much stock each position is removing, but with the Smile 3.0 each position can be set within the recommended parameters. With this accuracy you will increase the life of your tooling, and also decrease premature shape loss. The Smile 3.0 will also assist with making adjustments after tool wear becomes a factor. Once tooling becomes worn and is not creating a quality edge you can measure the diameter of each position and adjust accordingly.

**SAVE VALUABLE
MACHINE TIME!**

Advant-Edge Dressing Machine

- Variable speed drive to allow user to control speed from 0-3,000 RPM.
 - Precision Spindle that promotes precise rotation
 - Fits any 40 taper tool holder
 - Fits abrasive tooling up to 5" diameter
 - Fits a 40 taper tool holder equipped with an RK1 or RK3 retention knob
- Gen II Park**
-Gen III Northwood
-Intermac
-Brembana
-Baveloni
- Additional 15amp GFCI outlet for plug-in options
 - Dampening pads for minimal vibration and noise



#981598



981663	ZOLLER Smile 3.0 Presetter, Full CNC Basic Unit*
981664	ZOLLER LASSO Software
981665	ZOLLER DATA Data Output
981659	ZOLLER Smile Adapter, CAT 40/50
981598	Advant-Edge

*Includes 2 Days of Training

GranQuartz® Call: 1-800-458-6222
Fax: 1-800-399-3997 GranQuartz.com

Return Policy

Returned merchandise must be in original factory condition and include all packaging and product labels. No used merchandise can be returned under any circumstances.

Merchandise must be returned no later than 90 days from the original date of purchase. Special order items will require a 15% restocking fee and custom made products cannot be returned. Prior authorization must be obtained before any merchandise is returned for credit, refund or replacement. Please call a GranQuartz Customer Service Representative at 1-800-458-6222 to obtain a return authorization number (RA#). Unauthorized or COD returns will not be accepted.

Knowledgeable CNC Service Technicians to Serve You!


Certified ADI® CNC technicians to train your operator onsite on your machine.
Call for more information.




Carlo Artina



Josh Householder



Rick Mount



Steve Norzagary



Josh Serres

GranQuartz®



**Shop our Full Line Catalog online:
GranQuartz.com or call 800-458-6222
for our print edition!**

U.S. based re-dressing facility helps to maximize the life of your CNC tooling and get it back to you FAST.

- ADI factory trained and certified technicians
- Complete technical analysis of used or damaged diamond tooling
- Faster turnaround times on re-dressing ALL your ADI CNC tooling
- Returns tools to their original factory specifications
- Maximizes the life of your CNC tools



Before/After Re-Tooled CNC



ADI-USA's Re-dressing Facility with 5 EDM Machines, Lenoir, NC.



EXPRESS Solid Rubber Polishing Wheels

ADI's Express rubber wheels are long-lasting and produce the best polish of any rubber wheels available.

The continuous outer layer of diamond abrasive flexes around the tool's core and the work piece providing a snug fit with just the right amount of pressure that eliminates signs of "orange peel" and delivers a very high level of gloss. Use Express Wheels with UHS tooling.



ADI® MAGIC Profile Wheels

Magic profile wheels are high quality resin-bonded CNC polishing wheels, perfect for operators utilizing compensation programs. In addition to longer tool life and superior polishing, ADI's Magic wheels are designed for fabricating granite and most engineered stone surfaces. They perfectly follow the wear of the metal wheel's shape and are excellent for small interior radius creation.

(800) 458-6222

GranQuartz® CNC Tooling Catalog

ADI®
INDUSTRIAL DIAMOND APPLICATION
GranQuartz.com